

B S R & Associates LLP

Chartered Accountants

Embassy Golf Links Business Park,
Pebble Beach, B Block, 3rd Floor,
Off Intermediate Ring Road,
Bangaluru-560 071 India

Telephone: +91 80 4682 3000

Fax: +91 80 4682 3000

INDEPENDENT AUDITORS' REPORT

To the Members of Mistral Solutions Private Limited

Report on the Audit of the Standalone Financial Statements

Opinion

We have audited the standalone financial statements of Mistral Solutions Private Limited ("the Company"), which comprise the standalone balance sheet as at 31 March 2021, and the standalone statement of profit and loss (including other comprehensive income), standalone statement of changes in equity and standalone statement of cash flows for the year then ended, and notes to the standalone financial statements, including a summary of the significant accounting policies and other explanatory information.

In our opinion and to the best of our information and according to the explanations given to us, the aforesaid standalone financial statements give the information required by the Companies Act, 2013 ("Act") in the manner so required and give a true and fair view in conformity with the accounting principles generally accepted in India, of the state of affairs of the Company as at 31 March 2021, and profit and other comprehensive income, changes in equity and its cash flows for the year ended on that date.

Basis for Opinion

We conducted our audit in accordance with the Standards on Auditing (SAs) specified under section 143(10) of the Act. Our responsibilities under those SAs are further described in the *Auditor's Responsibilities for the Audit of the Standalone Financial Statements* section of our report. We are independent of the Company in accordance with the Code of Ethics issued by the Institute of Chartered Accountants of India together with the ethical requirements that are relevant to our audit of the standalone financial statements under the provisions of the Act and the Rules thereunder, and we have fulfilled our other ethical responsibilities in accordance with these requirements and the Code of Ethics. We believe that the audit evidence we have obtained is sufficient and appropriate to provide a basis for our opinion on the Standalone financial statements.

Emphasis of matter

We draw attention to Note 47 of the accompanying standalone financial statements with respect to a dispute between the Company, its shareholders and Axiscades Technologies Limited in relation to the implementation of the Share Purchase Agreement dated December 1, 2017. The matter is pending before the Arbitral Tribunal and the final outcome of the matter is not known currently. Our opinion is not modified in respect of this matter.



B S R & Associates LLP

Information Other than the Standalone Financial Statements and Auditors' Report Thereon

The Company's management and Board of Directors are responsible for the other information. The other information comprises the information included in the Company's Director's report, but does not include the financial statements and our auditors' report thereon.

Our opinion on the standalone financial statements does not cover the other information and we do not express any form of assurance conclusion thereon.

In connection with our audit of the standalone financial statements, our responsibility is to read the other information and, in doing so, consider whether the other information is materially inconsistent with the standalone financial statements or our knowledge obtained in the audit or otherwise appears to be materially misstated. If, based on the work we have performed, we conclude that there is a material misstatement of this other information, we are required to report that fact. We have nothing to report in this regard.

Management's and Board of Directors' Responsibility for the Standalone Financial Statements

The Company's Management and Board of Directors are responsible for the matters stated in section 134(5) of the Act with respect to the preparation of these standalone financial statements that give a true and fair view of the state of affairs, profit/loss and other comprehensive income, changes in equity and cash flows of the Company in accordance with the accounting principles generally accepted in India, including the Indian Accounting Standards (Ind AS) specified under section 133 of the Act. This responsibility also includes maintenance of adequate accounting records in accordance with the provisions of the Act for safeguarding of the assets of the Company and for preventing and detecting frauds and other irregularities; selection and application of appropriate accounting policies; making judgments and estimates that are reasonable and prudent; and design, implementation and maintenance of adequate internal financial controls that were operating effectively for ensuring accuracy and completeness of the accounting records, relevant to the preparation and presentation of the standalone financial statements that give a true and fair view and are free from material misstatement, whether due to fraud or error.

In preparing the standalone financial statements, the Management and Board of Directors are responsible for assessing the Company's ability to continue as a going concern, disclosing, as applicable, matters related to going concern and using the going concern basis of accounting unless the Board of Directors either intends to liquidate the Company or to cease operations, or has no realistic alternative but to do so.

The Board of Directors is also responsible for overseeing the Company's financial reporting process.

Auditor's Responsibilities for the Audit of the Standalone Financial Statements

Our objectives are to obtain reasonable assurance about whether the standalone financial statements as a whole are free from material misstatement, whether due to fraud or error, and to issue an auditor's report that includes our opinion. Reasonable assurance is a high level of assurance, but is not a guarantee that an audit conducted in accordance with SAs will always detect a material misstatement when it exists. Misstatements can arise from fraud or error and are considered material if, individually or in the aggregate, they could reasonably be expected to influence the economic decisions of users taken on the basis of these standalone financial statements.



B S R & Associates LLP

As part of an audit in accordance with SAs, we exercise professional judgment and maintain professional skepticism throughout the audit. We also:

- Identify and assess the risks of material misstatement of the standalone financial statements, whether due to fraud or error, design and perform audit procedures responsive to those risks, and obtain audit evidence that is sufficient and appropriate to provide a basis for our opinion. The risk of not detecting a material misstatement resulting from fraud is higher than for one resulting from error, as fraud may involve collusion, forgery, intentional omissions, misrepresentations, or the override of internal control.
- Obtain an understanding of internal control relevant to the audit in order to design audit procedures that are appropriate in the circumstances. Under section 143(3)(i) of the Act, we are also responsible for expressing our opinion on whether the company has adequate internal financial controls with reference to financial statements in place and the operating effectiveness of such controls.
- Evaluate the appropriateness of accounting policies used and the reasonableness of accounting estimates and related disclosures in the standalone financial statements made by the Management and Board of Directors.
- Conclude on the appropriateness of the Management and Board of Directors use of the going concern basis of accounting and, based on the audit evidence obtained, whether a material uncertainty exists related to events or conditions that may cast significant doubt on the Company's ability to continue as a going concern. If we conclude that a material uncertainty exists, we are required to draw attention in our auditor's report to the related disclosures in the standalone financial statements or, if such disclosures are inadequate, to modify our opinion. Our conclusions are based on the audit evidence obtained up to the date of our auditor's report. However, future events or conditions may cause the Company to cease to continue as a going concern.
- Evaluate the overall presentation, structure and content of the standalone financial statements, including the disclosures, and whether the standalone financial statements represent the underlying transactions and events in a manner that achieves fair presentation.

We communicate with those charged with governance regarding, among other matters, the planned scope and timing of the audit and significant audit findings, including any significant deficiencies in internal control that we identify during our audit.

We also provide those charged with governance with a statement that we have complied with relevant ethical requirements regarding independence, and to communicate with them all relationships and other matters that may reasonably be thought to bear on our independence, and where applicable, related safeguards.

Report on Other Legal and Regulatory Requirements

1. As required by the Companies (Auditors' Report) Order, 2016 ("the Order") issued by the Central Government in terms of section 143 (11) of the Act, we give in the "Annexure A" a statement on the matters specified in paragraphs 3 and 4 of the Order, to the extent applicable.
2. (A) As required by Section 143(3) of the Act, we report that:
 - a) We have sought and obtained all the information and explanations which to the best of our knowledge and belief were necessary for the purposes of our audit.



B S R & Associates LLP

- b) In our opinion, proper books of account as required by law have been kept by the Company so far as it appears from our examination of those books
 - c) The standalone balance sheet, the standalone statement of profit and loss (including other comprehensive income), the standalone statement of changes in equity and the standalone statement of cash flows dealt with by this Report are in agreement with the books of account.
 - d) In our opinion, the aforesaid standalone financial statements comply with the Ind AS specified under section 133 of the Act.
 - e) On the basis of the written representations received from the directors as on 31 March 2021 taken on record by the Board of Directors, none of the directors is disqualified as on 31 March 2021 from being appointed as a director in terms of Section 164(2) of the Act.
 - f) With respect to the adequacy of the internal financial controls with reference to financial statements of the Company and the operating effectiveness of such controls, refer to our separate Report in "Annexure B".
- (B) With respect to the other matters to be included in the Auditors' Report in accordance with Rule 11 of the Companies (Audit and Auditors) Rules, 2014, in our opinion and to the best of our information and according to the explanations given to us:
- i. The Company has disclosed the impact of pending litigations as at 31 March 2021 on its financial position in its standalone financial statements - Refer Note 31, 37 and 47 to the standalone financial statements;
 - ii. The Company has made provision, as required under the applicable law or accounting standards, for material foreseeable losses, if any, on long-term contracts including derivative contracts- Refer Note 22 to the standalone financial statements ;
 - iii. There were no amounts which were required to be transferred, to the Investor Education and Protection Fund by the Company.
 - iv. The disclosures in the standalone financial statements regarding holdings as well as dealings in specified bank notes during the period from 8 November 2016 to 30 December 2016 have not been made in these financial statements since they do not pertain to the financial year ended 31 March 2021.



B S R & Associates LLP

(C) With respect to the matter to be included in the Auditors' Report under section 197(16):

In our opinion and according to the information and explanations given to us, the remuneration paid by the company to its directors during the current year is in accordance with the provisions of Section 197 of the Act. The remuneration paid to any director is not in excess of the limit laid down under Section 197 of the Act. The Ministry of Corporate Affairs has not prescribed other details under Section 197(16) which are required to be commented upon by us.

for B S R & Associates LLP

Chartered Accountants

Firm Registration No: 116231W/W-100024



Ashish Chadha

Partner

Membership Number: 500160

UDIN:21500160AAAABD5113

Place: Bengaluru

Date: 27 May 2021

B S R & Associates LLP

Annexure – A to the Independent Auditor’s Report

With reference to the Annexure A referred to in paragraph 1 in Report on Other Legal and Regulatory Requirements of the Independent Auditor’s Report to the Members of the Company on the standalone financial statements for the year ended 31 March 2021, we report that:

- (i) (a) The Company has maintained proper records showing full particulars, including quantitative details and situation of fixed assets.
- (b) The Company has a regular programme of physical verification of its fixed assets by which fixed assets are verified every year. In accordance with this programme, all fixed assets were verified during the year and no material discrepancies were noticed on such verification. In our opinion, the periodicity of physical verification is reasonable having regard to the size of the Company and the nature of its assets.
- (c) The Company does not have any immovable property. Thus, the paragraph 3 (i) (c) of the Order is not applicable to the Company.
- (ii) The inventory, except goods-in-transit and stocks lying with third parties, have been physically verified by the Management during the year. In our opinion, the frequency of such verification is reasonable. The discrepancies noticed on verification between the physical stock and the book records were not material and have been appropriately dealt with in the books of accounts. For stocks lying with third parties at the year-end, written confirmations have been obtained by the Management.
- (iii) According to information and explanations given to us, the Company has granted unsecured loan to two wholly owned subsidiaries covered in the register maintained under Section 189 of the Companies Act, 2013 ('the Act').
 - (a) As per the information and explanation given to us and in our opinion, the rate of interest and other terms and conditions on which the aforesaid loans had been granted to the wholly-owned subsidiaries were not, prima facie, prejudicial to the interest of the Company.
 - (b) In the case of the loans granted to the companies listed in the register maintained under Section 189 of the Act, the loans granted are re-payable on demand and the borrowers have been regular in the repayment of the principal and payment of interest, wherever demanded.
 - (c) There were no overdue amounts with respect to the aforesaid loans.
- (iv) In our opinion and according to the information and explanations given to us, the Company has complied with the provisions of Sections 185 and 186 of the Act, with respect to the loans given and investments made. The Company has not provided any guarantee or security that are covered under the provisions of Sections 185 and 186 of the Act.
- (v) The Company has not accepted any deposits from the public. Hence, paragraph 3 (v) of the order is not applicable.
- (vi) We have broadly reviewed the books of account maintained by the Company pursuant to the rules prescribed by the Central Government for maintenance of cost records under Section 148 of the Act in respect of products manufactured and are of the opinion that prima facie, the prescribed



B S R & Associates LLP

Annexure – A to the Independent Auditor’s Report (continued)

accounts and records have been made and maintained. However, we have not made a detailed examination of the records.

- (vii) (a) According to the information and explanations given to us and on the basis of our examination of the records of the Company, amounts deducted / accrued in the books of account in respect of undisputed statutory dues including Provident fund, Employees State Insurance, Income-tax, Goods and Services tax, Duty of customs, cess and any other material statutory dues have been regularly deposited during the year by the Company with the appropriate authorities. As explained to us, the Company did not have any dues on account of Sales-tax, Service-tax, Duty of excise and Value added tax during the year.

According to the information and explanations given to us, no undisputed amounts payable in respect of Provident fund, Employee State Insurance, Income-tax, Goods and Services tax, Duty of customs, cess and any other material statutory dues were in arrears, as at 31 March 2021, for a period of more than six months from the date they became payable.

- (b) According to the information and explanations given to us, there are no dues of Provident fund, Employee State Insurance, Income-tax, Goods and Services tax, Duty of customs, cess and any other material statutory dues, which have not been deposited by the Company on account of disputes, except for the following:

Name of the Statute	Nature of the Dues	Amount (Rs.)	Period to which the amount relates	Forum where dispute is pending
Income-tax Act, 1961	Income tax and interest	13,239,037	Assessment year 2005-2006 to 2007-08, 2010-11, 2011-12 and 2014-15	Assessing officer, Bangalore
Income-tax Act, 1961	Income tax and interest	53,098,979*	Assessment year 2012-2013 and 2016-17 to 2018-19	Commissioner of Income Tax (Appeals), Bangalore

* Amount deposited aggregates to Rs 38,499,779 with respect to AY 2016-17 to 2018-19.

- (viii) In our opinion and according to the information and explanations given to us, the Company has not defaulted in repayment of dues to its bankers and financial institution. The Company did not have any outstanding debentures or outstanding dues to the government during the year.
- (ix) The Company did not raise any money by way of initial public offer or further public offer (including debt instrument) and term loans during the year. Thus, the paragraph 3 (ix) of the Order is not applicable to the Company.
- (x) According to the information and explanations given to us, no material fraud by the Company or on the Company by its officers or employees has been noticed or reported during the year.

B S R & Associates LLP

- (xi) According to the information and explanations given to us and based on examination of the records of the Company, the Company has paid / provided for managerial remuneration in accordance with the requisite approvals mandated by the provisions of Section 197 read with Schedule V to the Act.
- (xii) In our opinion and according to the information and explanation given to us, the Company is not a Nidhi Company. Accordingly, paragraph 3(xii) of the Order is not applicable
- (xiii) According to the information and explanations given to us and based on our examination of the records of the Company, transactions with the related parties are in compliance with Section 177 and 188 of the Act where applicable and details of such transactions have been disclosed in the standalone financial statements as required by the applicable accounting standards.
- (xiv) According to the information and explanations given to us and based on our examination of the records of the Company, the Company has not made preferential allotment or private placement of shares or fully or partly convertible debentures during the year.
- (xv) According to the information and explanations given to us and based on our examination of the records of the Company, the Company has not entered into non-cash transactions with directors or persons connected with him.
- (xvi) According to the information and explanation given to us and in our opinion the Company is not required to be registered under Section 45-IA of the Reserve Bank of India Act,1934.

for B S R & Associates LLP

Chartered Accountants

Firm Registration No: 116231W/W-100024



Ashish Chadha

Partner

Membership Number: 500160

UDIN: 21500160AAAABD5113

Place: Bengaluru

Date: 27 May 2021

B S R & Associates LLP

Annexure B to the Independent Auditors' report on the standalone financial statements of Mistral Solutions Private Limited for the period ended _31 March 2021.

Report on the internal financial controls with reference to the aforesaid standalone financial statements under Clause (i) of Sub-section 3 of Section 143 of the Companies Act, 2013

(Referred to in paragraph 2 (A) (f) under 'Report on Other Legal and Regulatory Requirements' section of our report of even date)

Opinion

We have audited the internal financial controls with reference to financial statements of Mistral Solutions Private Limited ("the Company") as of 31 March 2021 in conjunction with our audit of the standalone financial statements of the Company for the year ended on that date.

In our opinion, the Company has, in all material respects, adequate internal financial controls with reference to financial statements and such internal financial controls were operating effectively as at 31 March 2021, based on the internal financial controls with reference to financial statements criteria established by the Company considering the essential components of internal control stated in the Guidance Note on Audit of Internal Financial Controls Over Financial Reporting issued by the Institute of Chartered Accountants of India (the "Guidance Note").

Management's Responsibility for Internal Financial Controls

The Company's management and the Board of Directors are responsible for establishing and maintaining internal financial controls based on the internal financial controls with reference to financial statements criteria established by the Company considering the essential components of internal control stated in the Guidance Note. These responsibilities include the design, implementation and maintenance of adequate internal financial controls that were operating effectively for ensuring the orderly and efficient conduct of its business, including adherence to company's policies, the safeguarding of its assets, the prevention and detection of frauds and errors, the accuracy and completeness of the accounting records, and the timely preparation of reliable financial information, as required under the Companies Act, 2013 (hereinafter referred to as "the Act").

Auditors' Responsibility

Our responsibility is to express an opinion on the Company's internal financial controls with reference to financial statements based on our audit. We conducted our audit in accordance with the Guidance Note and the Standards on Auditing, prescribed under section 143(10) of the Act, to the extent applicable to an audit of internal financial controls with reference to financial statements. Those Standards and the Guidance Note require that we comply with ethical requirements and plan and perform the audit to obtain reasonable assurance about whether adequate internal financial controls with reference to financial statements were established and maintained and whether such controls operated effectively in all material respects.

Our audit involves performing procedures to obtain audit evidence about the adequacy of the internal financial controls with reference to financial statements and their operating effectiveness. Our audit of internal financial controls with reference to financial statements included obtaining an understanding of such internal financial controls, assessing the risk that a material weakness exists, and testing and evaluating



B S R & Associates LLP

the design and operating effectiveness of internal control based on the assessed risk. The procedures selected depend on the auditor's judgement, including the assessment of the risks of material misstatement of the standalone financial statements, whether due to fraud or error.

We believe that the audit evidence we have obtained is sufficient and appropriate to provide a basis for our audit opinion on the Company's internal financial controls with reference to financial statements.

Meaning of Internal Financial controls with Reference to Financial Statements

A company's internal financial controls with reference to financial statements is a process designed to provide reasonable assurance regarding the reliability of financial reporting and the preparation of financial statements for external purposes in accordance with generally accepted accounting principles. A company's internal financial controls with reference to financial statements include those policies and procedures that (1) pertain to the maintenance of records that, in reasonable detail, accurately and fairly reflect the transactions and dispositions of the assets of the company; (2) provide reasonable assurance that transactions are recorded as necessary to permit preparation of financial statements in accordance with generally accepted accounting principles, and that receipts and expenditures of the company are being made only in accordance with authorisations of management and directors of the company; and (3) provide reasonable assurance regarding prevention or timely detection of unauthorised acquisition, use, or disposition of the company's assets that could have a material effect on the Standalone financial statements.

Inherent Limitations of Internal Financial controls with Reference to Financial Statements

Because of the inherent limitations of internal financial controls with reference to financial statements, including the possibility of collusion or improper management override of controls, material misstatements due to error or fraud may occur and not be detected. Also, projections of any evaluation of the internal financial controls with reference to Standalone financial statements to future periods are subject to the risk that the internal financial controls with reference to standalone financial statements may become inadequate because of changes in conditions, or that the degree of compliance with the policies or procedures may deteriorate.

for B S R & Associates LLP

Chartered Accountants

Firm's Registration Number: 116231W/W-100024



Ashish Chadha

Partner

Membership Number: 500160

UDIN: 21500160AAAABD5113

Place: Bengaluru

Date: 27 May 2021

As at	Note	31 March 2021	31 March 2020
I. ASSETS			
(1) Non-current assets			
(a) Property, plant and equipment	4	288.67	279.03
(b) Right of use assets	5	475.32	368.27
(c) Intangible assets	6	99.73	102.18
(d) Financial assets			
(i) Investments	7	1,006.82	683.26
(ii) Loans receivable	8	590.63	579.77
(e) Deferred tax asset, (net)	30	72.88	157.42
(f) Income tax assets, (net)	30	295.75	291.40
(g) Other non-current assets	9	45.70	-
Total non-current assets		2,875.50	2,461.33
(2) Current assets			
(a) Inventories	10	1,864.57	1,434.60
(b) Financial assets			
(i) Investments	11	2,945.47	2,319.69
(ii) Trade receivables	12	3,303.10	3,013.65
(iii) Cash and cash equivalents	13	599.17	198.00
(iv) Bank balances other than (iii) above	13	1,732.73	1,381.43
(v) Other financial assets	14	151.55	28.18
(c) Other current assets	15	1,907.52	2,562.95
Total current assets		12,504.11	10,938.50
Total assets		15,379.61	13,399.83
II EQUITY AND LIABILITIES			
Equity			
(a) Equity share capital	16	190.27	189.87
(b) Instrument entirely equity in nature	17	1.90	1.90
(c) Other equity	17	11,080.14	9,540.68
Total equity		11,272.31	9,732.45
Liabilities			
(1) Non-current liabilities			
(a) Provisions	18	151.91	298.44
(b) Financial liabilities			
(i) Lease liabilities	32	251.62	107.83
Total non-current liabilities		403.53	406.27
(2) Current liabilities			
(a) Financial liabilities			
(i) Lease liabilities	32	232.71	306.13
(ii) Trade payables	19		
(a) total outstanding dues of micro enterprises and small enterprises		115.22	150.56
(b) total outstanding dues of creditors other than micro enterprises and small enterprises		880.83	1,147.05
(iii) Other financial liabilities	20	366.88	394.60
(b) Other current liabilities	21	1,612.77	915.36
(c) Provisions	22	420.00	281.46
(d) Current tax liabilities, (net)	30	75.36	65.95
Total current liabilities		3,703.77	3,261.11
Total liabilities		4,107.30	3,667.38
Total equity and liabilities		15,379.61	13,399.83

Significant accounting policies 3

See accompanying notes to standalone financial statements

As per our report of even date attached

for **BSR & Associates LLP**

Chartered Accountants

Firm registration number: 116231W/W-100024



Ashish Chadha

Partner

Membership Number: 500160

for and on behalf of the Board of Directors of
Mistral Solutions Private Limited


Anees Ahmed

Managing Director

DIN: 00225648


Anshu Agarwal


Mujahid Alam

Director and Chief Executive Officer

DIN: 02651595

Mistral Solutions Private Limited
Standalone statement of profit and loss

Rs. in lakhs

For the year ended	Note	31 March 2021	31 March 2020
I. Revenue from operations	23	12,555.42	12,619.79
II. Other income	24	603.03	298.77
III. Total income (I+II)		13,158.45	12,918.56
IV. Expenses			
Cost of materials consumed	25	3,289.90	4,449.35
Purchase of stock-in-trade		1,107.95	1,223.15
Changes in inventories of finished goods, stock-in-trade and work-in-progress	26	376.41	(577.24)
Employee benefits expense	27	4,551.83	4,335.55
Finance costs	28	53.93	69.77
Depreciation and amortisation expense	4,5,6	477.26	455.90
Other expenses	29	1,269.59	1,314.02
Total expenses		11,126.87	11,270.50
V. Profit before tax (III-IV)		2,031.58	1,648.06
VI. Tax expense			
(i) Current tax	30	426.57	365.10
(ii) Deferred tax	30	84.54	36.26
		511.11	401.36
VII. Profit for the year (V-VI)		1,520.47	1,246.70
VIII. Other comprehensive income			
<i>Items that will not to be reclassified subsequently to statement of profit or loss:</i>			
Remeasurements of the net defined benefit liability / asset		19.93	(24.23)
Income tax relating to items not to be reclassified subsequently to statement of profit or loss		(5.02)	7.05
Other comprehensive income, net of tax		14.91	(17.18)
IX. Total comprehensive income for the year (VII+VIII)		1,535.38	1,229.52
Earnings per share (nominal value of Rs 5 each)			
Attributable to equity holders of the Company			
Basic [in Rs]	34	39.62	32.51
Diluted [in Rs]	34	37.46	30.71
Weighted average number of equity shares used in computing earning per share			
-Basic		37,99,671	37,97,370
-Diluted		40,58,758	40,59,055
Significant accounting policies	3		

See accompanying notes to standalone financial statements

As per our report of even date attached

for **BSR & Associates LLP**
Chartered Accountants
Firm registration number: 116231W/W-100024



Ashish Chadha
Partner
Membership Number: 500160

Place: Bengaluru
Date: 27 May 2021

for and on behalf of the Board of Directors of
Mistral Solutions Private Limited



Anees Ahmed
Managing Director
DIN: 00225648



Anoop Agarwal
Chief Financial Officer

Place: Bengaluru
Date: 27 May 2021




Mujahid Alam
Director and Chief Executive Officer
DIN: 02651595


Particulars	Other equity										Total equity attributable to equity holders of the Company
	Equity share capital	Preference share capital (Instrument entirely equity in nature)	Reserves and surplus						Share options outstanding account	Other comprehensive income Other items of OCI	
			Securities premium	Equity contribution by preference and equity share holders on relinquishment of rights	Retained earnings	Capital redemption reserve	General reserve				
Balance as at 1 April 2019	189.87	1.90	881.72	941.65	6,266.44	45.73	55.30	185.96	(20.12)	8,548.45	
Changes in equity for the year ended 31 March 2020											
Transition Impact of IND AS 116	-	-	-	-	(45.52)	-	-	-	-	(45.52)	
remeasurement of the net defined benefit liability/asset, net of tax effect	-	-	-	-	-	-	-	-	(17.18)	(17.18)	
Profit for the year	-	-	-	-	1,246.70	-	-	-	-	1,246.70	
Balance as at 31 March 2020	189.87	1.90	881.72	941.65	7,467.62	45.73	55.30	185.96	(37.30)	9,732.45	


Particulars	Other equity										Total equity attributable to equity holders of the Company
	Equity share capital	Preference share capital (Instrument entirely equity in nature)	Reserves and surplus						Share options outstanding account	Other comprehensive income Other items of OCI	
			Securities premium	Equity contribution by preference and equity share holders on relinquishment of rights	Retained earnings	Capital redemption reserve	General reserve				
Balance as at 1 April 2020	189.87	1.90	881.72	941.65	7,467.62	45.73	55.30	185.96	(37.30)	9,732.45	
Changes in equity for the year ended 31 March 2021											
Share based payment (refer note 42)	-	-	-	-	-	-	-	4.08	-	4.08	
Transfer from share options outstanding account	-	-	6.47	-	-	-	-	-	-	6.47	
Transfer to securities premium on issue of equity shares	-	-	-	-	-	-	-	(6.47)	-	(6.47)	
Increase in share capital on exercise of employee stock options	0.40	-	-	-	-	-	-	-	-	0.40	
remeasurement of the net defined benefit liability/asset, net of tax effect	-	-	-	-	-	-	-	-	14.91	14.91	
Profit for the year	-	-	-	-	1,520.47	-	-	-	-	1,520.47	
Balance as at 31 March 2021	190.27	1.90	888.19	941.65	8,988.09	45.73	55.30	183.57	(22.39)	11,272.31	

See accompanying notes to standalone financial statements
See our report of even date attached

For BSR & Associates LLP
Chartered Accountants
Firm registration number: 116231W/W-100024

Anish Chadha
Partner
Membership Number: 500160

For and on behalf of the Board of Directors
Mistral Solutions Private Limited


Apnees Ahmed
Managing Director
DIN: 00225648


Mujahid Alam
Director and Chief Executive Officer
DIN: 02651595


Anoop Agarwal
Chief Financial Officer

Place: Bengaluru
Date: 27 May 2021

Mistral Solutions Private Limited
Standalone statement of cash flow

Rs. in lakhs

For the year ended	31 March 2021	31 March 2020
Cash flow from operating activities		
Profit before tax	2,031.58	1,648.06
Adjustments for:		
Depreciation and amortisation expense	477.26	455.90
Net gain on financial asset measured at fair value through statement of profit and loss	(390.61)	(62.64)
Loss/ (profit) on sale of property, plant and equipment	(0.21)	10.49
Provision no longer required, written back	(13.67)	(20.07)
Rent concession received	(8.14)	-
Bad debts / provision for doubtful debts	1.86	1.21
Provision for foreseeable loss on contracts	-	0.55
Unrealised foreign exchange loss	2.46	0.01
Dividend income	(1.80)	(0.97)
Interest income	(126.72)	(137.52)
Interest expense	53.93	69.77
	2,030.02	1,964.79
<u>Changes in</u>		
Inventories	(429.97)	(698.99)
Trade receivables	(295.95)	(854.20)
Loans, other financial assets and other assets	535.13	(934.44)
Liabilities and provisions	395.89	508.70
Cash generated from operating activities	2,235.12	(14.14)
Income tax paid, net of refund	(426.53)	(403.61)
Net cash generated from / (used in) operating activities	1,808.59	(417.75)
Cash flow from investing activities		
Acquisition of property, plant and equipment	(227.02)	(152.63)
Proceeds from sale of property, plant and equipment	1.33	5.58
Purchase of investments, net	(558.73)	(33.42)
Redemption/(Investment) in fixed deposits (net)	(351.30)	220.51
Interest received	103.83	142.36
Dividend received	1.80	0.97
Net cash (used in)/ provided by investing activities	(1,030.09)	183.37
Cash flow from financing activities		
Interest paid	(6.95)	(3.28)
Repayment of lease liabilities	(370.38)	(359.51)
Net cash used in financing activities	(377.33)	(362.79)
Net change in cash and cash equivalents	401.17	(597.17)
Cash and cash equivalents at beginning of year	198.00	795.17
Cash and cash equivalents at end of year	599.17	198.00

Significant accounting policies (Refer Note 3)

See accompanying notes to standalone financial statements

As per our report of even date attached

for **BSR & Associates LLP**
Chartered Accountants
Firm registration number: 116231W/W-100024



Ashish Chadha
Partner
Membership Number: 500160

Place : Bengaluru
Date: 27 May 2021

for and on behalf of the Board of Directors of
Mistral Solutions Private Limited



Anees Ahmed
Managing Director
DIN: 00225648



Anoop Agarwal
Chief Financial Officer

Place : Bengaluru
Date: 27 May 2021



Mujahid Alam
Director and Chief Executive Officer
DIN: 02651595

Mistral Solutions Private Limited
Notes on standalone financial statements

1 Reporting Entity

Mistral Solutions Private Limited (the 'Company') is a company domiciled in India, with its registered office situated at Bangalore. The Company was incorporated on 20th May 1999 under the provisions of the Indian Companies Act. The Company is primarily engaged in rendering end-to-end services for product design and development in the embedded space. The Company offers design and development services covering hardware and software, customizable product designs and IPs, system integration and other solutions that improve quality and accelerate time-to-market for a broad range of embedded systems.

2 Basis of preparation

A. Statement of compliance

The financial statements of the Company have been prepared in accordance with Indian Accounting Standards (Ind AS) as per the Companies (Indian Accounting Standards) Rules, 2015, as amended, notified under Section 133 of the Companies Act, 2013, (the 'Act') and other relevant provisions of the Act.

The standalone financial statements were authorised for issue by the Company's Board of Directors on 27 May 2021.

Details of the Company's accounting policies are included in Note 3

B. Functional and presentation currency

These standalone financial statements are presented in Indian Rupees (Rs), which is also the Company's functional currency. All amounts have been rounded off to two decimal places to the nearest lakhs, unless otherwise stated.

C. Basis of measurement

The standalone financial statements have been prepared on the historical cost basis except for the following items:

Items	Measurement Basis
Certain financial assets and liabilities	Fair Value
Share based payments	Fair Value
Net defined benefit (asset) / liability	Fair value of plan assets less present value of defined benefit obligations

D. Use of estimates and judgements

In preparing these standalone financial statements, management has made judgements, estimates and assumptions that affect the application of accounting policies and the reported amounts of assets, liabilities, income and expenses. Actual results may differ from these estimates.

Estimates and underlying assumptions are reviewed on an ongoing basis. Revisions to accounting estimates are recognised prospectively.

Judgements

Information about judgements made in applying accounting policies that have the most significant effects on the amounts recognised in the standalone financial statements is included in the following notes:

- Note 32 - leases: whether an arrangement contains a lease

Assumptions and estimation uncertainties

Information about assumptions and estimation uncertainties that have a significant risk of resulting in a material adjustment in the year ending 31 March 2021 is included in the following notes:

- Note 30 - recognition of deferred tax assets: availability of future taxable profit against which tax losses carried forward can be used;

- Note 39 - measurement of defined benefit obligations: key actuarial assumptions;

- Note 31 and 37 - recognition and measurement of provisions and contingencies: key assumptions about the likelihood and magnitude of an outflow of resources;

- Note 3 (a), (b), (c),(d) - useful life of property, plant and equipment and intangible assets, impairment and leases

- Note 7, 8, 11, 12 and 14 - impairment of financial assets

E. Measurement of fair values

Certain accounting policies and disclosures of the Company require the measurement of fair values, for both financial and non financial assets and liabilities

The Company has an established control framework with respect to the measurement of fair values.

Fair values are categorised into different levels in a fair value hierarchy based on the inputs used in the valuation techniques as follows:

- Level 1: quoted prices (unadjusted) in active markets for identical assets or liabilities

- Level 2: inputs other than quoted prices included in Level 1 that are observable for the asset or liability, either directly (i.e. as prices) or indirectly (i.e. derived from prices)

- Level 3: inputs for the asset or liability that are not based on observable market data (unobservable inputs).

When measuring the fair value of an asset or a liability, the Company uses observable market data as far as possible. If the inputs used to measure the fair value of an asset or a liability fall into a different levels of the fair value hierarchy, then the fair value measurement is categorised in its entirety in the same level of the fair value hierarchy as the lowest level input that is significant to the entire measurement.

Further information about the assumptions made in the measuring fair values is included in the following notes:

- Note 42 - share-based payment; and

- Note 43 - financial instruments



Mistral Solutions Private Limited
Notes on standalone financial statements (continued)
3 Significant accounting policies

(a) Property, plant and equipment

i. Recognition and measurement

Items of property, plant and equipment, are measured at cost (which includes capitalised borrowing costs, if any) less accumulated depreciation and accumulated impairment losses, if any.

Cost of an item of property, plant and equipment includes its purchase price, duties, taxes, after deducting trade discounts and rebates, any directly attributable cost of bringing the item to its working condition for its intended use and estimated costs of dismantling and removing the item and restoring the site on which it is located.

The cost of a self-constructed item of property, plant and equipment comprises the cost of materials, direct labour and any other costs directly attributable to bringing the item to its intended working condition and estimated costs of dismantling, removing and restoring the site on which it is located, wherever applicable.

If significant parts of an item of property, plant and equipment have different useful lives, then they are accounted for as separate items (major components) of property, plant and equipment.

Any gain or loss on disposal of an item of property, plant and equipment is recognised in profit or loss.

ii. Subsequent expenditure

Subsequent expenditure is capitalised only if it is probable that the future economic benefits associated with the expenditure will flow to the Company.

iii. Depreciation

Depreciation on property, plant and equipment is provided as per the written down value (WDV) method over the useful lives of assets estimated by the Management except for vehicles. Depreciation for assets purchased/sold during the year is proportionately charged. Assets acquired under finance lease are depreciated over the shorter of the lease term and their useful lives unless it is reasonably certain that the Company will obtain ownership by the end of the lease term.

The range of estimated useful lives of items of property, plant and equipment are as follows:

Asset	Useful Life
Plant and equipment	15 years
Office equipment	5 years
Computer system (including testing equipment)*	6 years
Furniture and fixtures	10 years
Vehicles*	6 years

Leasehold improvement are amortized over the period of lease term or useful life, whichever is less.

* For these class of assets, based on internal assessment, the Management believes that the useful lives as given above best represent the period over which the Management expects to use these assets. Hence, the useful lives for these assets is different from the useful lives as prescribed under Part C of Schedule II of the Companies Act, 2013

The residual values, useful lives and methods of depreciation of property, plant and equipment are reviewed at each financial year-end and adjusted prospectively, if appropriate.

v. Capital work-in-progress

Capital work-in-progress includes cost of property, plant and equipment under installation / under development as at the balance sheet date.

(b) Intangible Assets

Internally generated: Research and development

Expenditure on research activities is recognised in Statement of Profit and Loss as incurred.

Development expenditure is capitalised as part of the cost of the resulting intangible asset only if the expenditure can be measured reliably, the product or process is technically and commercially feasible, future economic benefits are probable, and the Company intends to and has sufficient resources to complete development and to use or sell the asset. Otherwise, it is recognised in profit or loss as incurred. Subsequent to initial recognition, the asset is measured at cost less accumulated amortisation and any accumulated impairment losses.

Others

Other intangible assets are initially measured at cost. Such intangible assets are subsequently measured at cost less accumulated amortisation and any accumulated impairment losses.

Amortisation:

Intangible assets are amortized on written down value method over their respective individual estimated useful lives commencing from the date the asset is available to the Company for its use.

The estimated useful lives are as follows:

Asset	Useful Life
Computer Software	6 years

Amortisation method, useful lives and residual values are reviewed at the end of each financial year and adjusted if appropriate.



Mistral Solutions Private Limited
Notes on standalone financial statements (continued)
Significant accounting policies (continued)

(c) Impairment

i. Financial Assets

The Company recognizes loss allowances using the expected credit loss (ECL) model for the financial assets which are not fair valued through profit or loss. Loss allowance for trade receivables with no significant financing component is measured at an amount equal to lifetime ECL. For all other financial assets, expected credit losses are measured at an amount equal to the 12-month ECL, unless there has been a significant increase in credit risk from initial recognition in which case those are measured at lifetime ECL. The amount of expected credit losses (or reversal) that is required to adjust the loss allowance at the reporting date to the amount that is required to be recognised is recognized as an impairment gain or loss in profit or loss.

ii. Non - financial Assets

Intangible assets and property, plant and equipment

Intangible assets and property, plant and equipment are evaluated for recoverability whenever events or changes in circumstances indicate that their carrying amounts may not be recoverable. For the purpose of impairment testing, the recoverable amount (i.e. the higher of the fair value less cost to sell and the value-in-use) is determined on an individual asset basis unless the asset does not generate cash flows that are largely independent of those from other assets. In such cases, the recoverable amount is determined for the CGU to which the asset belongs. If such assets are considered to be impaired, the impairment to be recognized in the Statement of Profit and Loss is measured by the amount by which the carrying value of the assets exceeds the estimated recoverable amount of the asset. An impairment loss is reversed in the Statement of Profit and Loss if there has been a change in the estimates used to determine the recoverable amount. The carrying amount of the asset is increased to its revised recoverable amount, provided that this amount does not exceed the carrying amount that would have been determined (net of any accumulated amortization or depreciation) had no impairment loss been recognised for the asset in prior years.

(d) Leases

As a Lessee

The Company applies a single recognition and measurement approach for all leases except for short-term leases. The Company recognises lease liabilities to make lease payments and right-of-use assets representing the right to use the underlying assets.

a) Right-of-use assets

The Company recognises right-of-use assets at the commencement date of the lease i.e. the date the underlying assets is available for use. Right-of-use assets are measured at cost less accumulated depreciation. The cost of right-of-use assets includes the amount of lease liabilities recognised, initial cost incurred, and lease payments made at or before the commencement date. Right-of-use assets are depreciated on a straight-line basis over the lease term.

b) Lease Liabilities

At the commencement date of the lease, the Company recognises lease liabilities measured at the present value of lease payments to be made over the lease term. The lease payments include fixed payment which is expected to be paid over the tenure of the lease contract. In calculating the present value of lease payments, the Company uses its incremental borrowing rate at the lease commencement date. In addition, the carrying amount of lease liabilities is remeasured if there is a modification, a change in the lease term, a change in the lease payments or a change in the assessment of an option to purchase the underlying assets.

c) Short-term leases

The Company applies the short-term lease recognition exemption to its short-term lease contracts (i.e. those leases that have a lease term of 12 months or less from the commencement date and do not contain a purchase option).

Lease payments on a short-term leases and leases of low-value assets are recognised as expense on a straight-line basis over the lease term.

As a Lessor

Leases in which the Company does not transfer substantially all the risks and rewards incidental to ownership of an asset are classified as finance leases.

(e) Inventories

Inventories are valued at the lower of cost (including prime cost, non-refundable taxes and duties and other overheads incurred in bringing the inventories to their present location and condition) and estimated net realisable value, after providing for obsolescence, where appropriate. The comparison of cost and net realisable value is made on an item-by-item basis. The net realisable value of materials in process is determined with reference to the selling prices of related finished goods. Raw materials, packing materials and other supplies held for use in production of inventories are not written down below cost except in cases where material prices have declined, and it is estimated that the cost of the finished products will exceed their net realisable value. The method of determination of cost is as follows:

Raw materials/components and traded goods are valued at first in first out method.

Finished goods / work in progress - Cost of materials including costs of conversion, where cost of material is determined under first in first out method. Cost of conversion is considered at actuals.

Goods in transit are valued at actual cost

The Company periodically assesses the inventory for obsolescence and slow moving stocks.

(f) Financial instruments

i Recognition and initial measurement

The Company initially recognises financial assets and financial liabilities when it becomes a party to the contractual provisions of the instrument. All financial assets and liabilities are measured at fair value on initial recognition. Transaction costs that are directly attributable to the acquisition or issue of financial assets and financial liabilities, that are not at fair value through profit or loss, are added to the fair value on initial recognition.



Mistral Solutions Private Limited
Notes on standalone financial statements (continued)
Significant accounting policies (continued)
Financial instruments (continued)

ii Classification and subsequent measurement

Financial Assets

Financial assets carried at amortised cost

A financial asset is subsequently measured at amortised cost if it is held within a business model whose objective is to hold the asset in order to collect contractual cash flows and the contractual terms of the financial asset give rise on specified dates to cash flows that are solely payments of principal and interest on the principal amount outstanding.

Financial assets at fair value through other comprehensive income

A financial asset is subsequently measured at fair value through other comprehensive income if it is held within a business model whose objective is achieved by both collecting contractual cash flows and selling financial assets and the contractual terms of the financial asset give rise on specified dates to cash flows that are solely payments of principal and interest on the principal amount outstanding.

Financial assets at fair value through profit or loss

A financial asset which is not classified in any of the above categories are subsequently fair valued through profit or loss.

Investment in subsidiaries

Investment in subsidiaries is carried at cost in the financial statements.

Financial liabilities

Financial liabilities are subsequently carried at amortised cost using the effective interest method. For trade and other payables maturing within one year from the Balance Sheet date, the carrying amounts approximate fair value due to the short maturity of these instruments.

iii Derecognition

Financial assets

The Company derecognises a financial asset when the contractual rights to the cash flows from the financial asset expire, or it transfers the right to receive the contractual cash flows in a transaction in which substantially all of the risks and rewards of ownership of the financial assets are transferred or in which the Company neither transfers nor retains substantially all of the risks and rewards of ownership and does not retain control of the financial asset.

If the Company enters into transactions whereby the transfers assets recognised on its balance sheet, but retains either all or substantially all of the risks and rewards of the transferred assets, the transferred assets are not derecognised.

Financial liabilities

The Company derecognises a financial liability when its contractual obligations are discharged or cancelled, or expire.

The Company also derecognises a financial liability when its terms are modified and the cash flows under the modified terms are substantially different. In this case, a new financial liability based on the modified terms is recognised at fair value. The difference between the carrying amount of the financial liability extinguished and a new financial liability with modified terms is recognised in the Statement of Profit and Loss.

iv Offsetting

Financial assets and financial liabilities are offset and the net amount presented in the balance sheet when, and only when, the Company currently has a legally enforceable right to set off the amounts and it intends either to settle them on a net basis or realise the asset and settle the liability simultaneously.

(g) Foreign currencies

Transactions in foreign currencies are initially recorded by the Company at their functional currency spot rates at the date of the transaction. Monetary assets and liabilities denominated in foreign currency are translated at the functional currency spot rates of exchange at the reporting date. Exchange differences that arise on settlement of monetary items or on reporting at each balance sheet date of the Company's monetary items at the closing rates are recognised as income or expenses in the period in which they arise. Non-monetary items which are carried at historical cost denominated in a foreign currency are reported using the exchange rates at the date of transaction. Non-monetary items measured at fair value in a foreign currency are translated using the exchange rates at the date when the fair value is determined.

(h) Revenue Recognition

Effective 1 April 2018, the Company has applied Ind AS 115 which establishes a comprehensive framework for determining whether, how much and when revenue is to be recognised. Ind AS 115 replaces Ind AS 18 Revenue Recognition. The Company has adopted Ind AS 115 using the cumulative effect method (without practical expedients), with the effect of initially applying this standard recognised at the date of initial application (i.e. 1 April 2018).

The Company recognises revenue to depict the transfer of promised goods or services to customers in an amount that reflects the consideration to which the entity expects to be entitled in exchange for those goods or services. A 5-step approach is used to recognise revenue as below:

- Step 1: Identify the contract(s) with a customer
- Step 2: Identify the performance obligation in the contract
- Step 3: Determine the transaction price
- Step 4: Allocate the transaction price to the performance obligations in the contract
- Step 5: Recognise revenue when (or as) the entity satisfies a performance obligation

The Company derives its revenue primarily from professional engineering services, sale of products and system engineering and traded sales.



Mistral Solutions Private Limited
Notes on standalone financial statements (continued)
Significant accounting policies (continued)

Revenue (continued)

Revenue from professional engineering services is either on time-and-material basis or fixed price contracts. Revenue on time-and-material basis is recognised as the related services are rendered. Revenue from fixed price contracts, where the performance obligations are satisfied over time and where there is no uncertainty as to measurement or collectability of consideration, is recognised as per the percentage-of-completion method. When there is uncertainty as to measurement or ultimate collectability, revenue recognition is postponed until such uncertainty is resolved. Costs expended have been used to measure progress towards completion as there is a direct relationship between input and productivity.

Revenue from sale of products and system engineering and traded sales is recognised upon transfer of control of promised goods. Revenue from the sale of goods and services is measured at the fair value of the consideration received or receivable, net of returns and allowances, trade discounts and volume rebates. Revenue from sale of products, where the performance obligations are satisfied over time and where there is no uncertainty as to measurement or collectability of consideration, is recognised as per the percentage-of-completion method. When there is uncertainty as to measurement or ultimate collectability, revenue recognition is postponed until such uncertainty is resolved. Costs expended have been used to measure progress towards completion as there is a direct relationship between input and productivity.

Maintenance revenue is recognized ratably over the term of the underlying maintenance arrangement.

Provision for estimated losses, if any, on incomplete contracts are recorded in the period in which such losses become probable based on the current contract estimates.

Revenue in excess of invoicing are classified as contract assets (referred as unbilled revenue) while invoicing in excess of revenues are classified as contract liabilities (referred as deferred revenues).

Contract modifications are accounted for when additions, deletions or changes are approved either to the contract scope or contract price. The accounting for modifications of contracts involves whether the services added to an existing contract are distinct and whether the pricing is at the standalone selling price. Services added that are not distinct are accounted for on a cumulative catch up basis, while those that are distinct are accounted for prospectively, either as a separate contract, if the additional services are priced at the standalone selling price, or as a termination of the existing contract and creation of a new contract if not priced at the standalone selling price.

Income from support services is recognized and accounted in accordance with the terms of the agreement for service.

For all financial instruments measured at amortised cost, interest income is recorded using the effective interest rate (EIR), which is the rate that exactly discounts the estimated future cash payments or receipts over the expected life of the financial instrument or a shorter period, where appropriate, to the net carrying amount of the financial asset. Interest income is included in other income in the Statement of Profit and Loss.

Dividend income is recognised when the Company's right to receive the payment is established, which is generally when shareholders approve the dividend.

Lease/sub-lease rental income is recognised when right to receive such income is established in accordance with the terms of the contract with the parties.

(i) Government grants

Government grants are recognised where there is reasonable assurance that the grant will be received and all attached conditions will be complied with. When the grant relates to revenue, it is recognised in the Statement of Profit and Loss on a systematic basis over the periods to which it relates. When the grant relates to an asset, it is treated as deferred income and recognised in the Statement of Profit and Loss on a systematic basis over the useful life of the asset.



Mistral Solutions Private Limited
Notes on standalone financial statements (continued)
Significant accounting policies (continued)

(j) Income Tax

Income tax comprises current and deferred tax. It is recognised in profit or loss except to the extent that it relates to a business combination or to an item recognised directly in equity or in other comprehensive income.

i Current Tax

Current tax comprises the expected tax payable or receivable on the taxable income or loss for the year and any adjustment to the tax payable or receivable in respect of previous years. The amount of current tax reflects the best estimate of the tax amount expected to be paid or received after considering the uncertainty, if any related to income taxes. It is measured using tax rates (and tax laws) enacted or substantively enacted by the reporting date.

ii Deferred Tax

Deferred tax is recognised in respect of temporary differences between the carrying amounts of assets and liabilities for financial reporting purposes and the corresponding amounts used for taxation purposes. Deferred tax is also recognised in respect of carried forward tax losses and tax credits. Deferred tax is not recognised for:

- temporary differences arising on the initial recognition of assets or liabilities in a transaction that is not a business combination and that affects neither accounting nor taxable profit or loss at the time of transaction.
- temporary differences related to investments in subsidiaries, associates and interests in joint ventures, when the timing of the reversal of the temporary differences can be controlled and it is probable that the temporary differences will not reverse in the foreseeable future.

Deferred tax assets are recognised to the extent that it is probable that future taxable profits will be available against which they can be used. Deferred tax assets recognised or unrecognized are reviewed at each reporting date and are recognised / reduced to the extent that it is probable / no longer probable respectively that the related tax benefit will be realised. Deferred tax is measured at the tax rates that are expected to apply to the period when the asset is realised or the liability is settled, based on the laws that have been enacted or substantively enacted by the reporting date. The measurement of deferred tax reflects the tax consequences that would follow from the manner in which the Company expects, at the reporting date, to recover or settle the carrying amount of its assets and liabilities.

The measurement of deferred tax reflects the tax consequences that would follow from the manner in which the Company expects, at the reporting date, to recover or settle the carrying amount of its assets and liabilities.

The Company offsets, the current tax assets and liabilities (on a year on year basis) and deferred tax assets and liabilities, where it has a legally enforceable right and where it intends to settle such assets and liabilities on a net basis.

Minimum Alternate Tax (MAT) credit is recognised as an asset only when and to the extent there is convincing evidence that the respective Company company will pay normal income tax during the specified period. Such asset is reviewed at each balance sheet date and the carrying amount of the MAT credit asset is written down to the extent there is no longer a convincing evidence to the effect that the company will pay normal income tax during the specified period.

(k) Borrowing costs

Borrowing costs directly attributable to the acquisition or construction of those property, plant and equipment, which necessarily takes a substantial period of time to get ready for their intended use are capitalised. All other borrowing costs are expensed in the period in which they incur in the Statement of Profit and Loss.

(l) Provision and contingent liabilities

i General

Provisions are recognised when the Company has a present obligation (legal or constructive) as a result of a past event, it is probable that an outflow of resources embodying economic benefits will be required to settle the obligation and a reliable estimate can be made of the amount of the obligation. When the Company expects some or all of a provision to be reimbursed, the expense relating to a provision is presented in the Statement of Profit and Loss net of any reimbursement.

If the effect of the time value of money is material, provisions are discounted using a current pre-tax rate that reflects, when appropriate, the risks specific to the liability. When discounting is used, the increase in the provision due to the passage of time is recognised as a finance cost.

ii Contingent liabilities

A disclosure for contingent liabilities is made where there is a possible obligation or a present obligation that may probably not require an outflow of resources. When there is a possible or a present obligation where the likelihood of outflow of resources is remote, no provision or disclosure is made.

iii Onerous contracts

Provision for onerous contracts, i.e. contracts where the expected unavoidable cost of meeting the obligations under the contract exceed the economic benefits expected to be received under it, are recognised when it is probable that an outflow of resources embodying economic benefits will be required to settle a present obligation as a result of an obligating event based on a reliable estimate of such obligation.



Mistral Solutions Private Limited
Notes on standalone financial statements (continued)
Significant accounting policies (continued)
(m) Employee benefits

i Defined contribution plans

A defined contribution plan is a post-employment benefit plan under which an entity pays fixed contributions into a separate entity and will have no legal or constructive obligation to pay further amounts. The Company makes specified monthly contributions towards government administered provident fund scheme. Obligations for contributions to defined contribution plans are recognised as an employee benefit expense in profit or loss in the periods during which the related services are rendered by employees.

Provident fund

Contribution towards provident fund for certain employees is made to the regulatory authorities, where the Company has no further obligations. Such benefits are classified as Defined Contribution Schemes as the Company does not carry any further obligations, apart from the contributions made on a monthly basis.

ii Defined benefit plans

Gratuity

A defined benefit plan is a post-employment benefit plan other than a defined contribution plan. The Company's net obligation in respect of defined benefit plans is calculated by estimating the amount of future benefit that employees have earned in the current and prior periods, discounting that amount and deducting the fair value of any plan assets.

The Company's gratuity plan is a defined benefit plan. The present value of gratuity obligation under such defined benefit plans is determined based on actuarial valuations carried out by an independent actuary using the Projected Unit Credit Method, which recognises each period of service as giving rise to additional unit of employee benefit entitlement and measure each unit separately to build up the final obligation. The obligation is measured at the present value of estimated future cash flows. The discount rates used for determining the present value of obligation under defined benefit plans, is based on the market yields on Government securities as at the balance sheet date, having maturity periods approximating to the terms of related obligations.

Remeasurements of the net defined benefit liability, which comprise actuarial gains and losses, the return on plan assets (excluding interest) and the effect of the asset ceiling (if any, excluding interest), are recognised in OCI. The Company determines the net interest expense (income) on the net defined benefit liability (asset) for the period by applying the discount rate used to measure the defined benefit obligation at the beginning of the annual period to the then-net defined benefit liability (asset), taking into account any changes in the net defined benefit liability (asset) during the period as a result of contributions and benefit payments. Net interest expense and other expenses related to defined benefit plans are recognised in profit or loss.

iii. Compensated leave

Compensated absences are provided for based on actuarial valuation carried out by an independent actuary as at the balance sheet date using the projected unit credit method.

(n) Share-based payments

The cost of equity-settled transactions is determined by the fair value at the date when the grant is made using an appropriate valuation model. That cost is recognised, together with a corresponding increase in share-based payment (SBP) reserves in equity, over the period in which the performance and/or service conditions are fulfilled in employee benefits expense. The dilutive effect of outstanding options is reflected as additional share dilution in the computation of diluted earnings per share.

(o) Segment reporting

Operating segments are reported in manner consistent with the internal reporting provided to the Chief Operating Decision Maker (CODM). The managing director of the Company is responsible for allocating resources and assessing performance of the operating segments and accordingly is identified as the CODM.

(p) Cash and cash equivalents

Cash and cash equivalents includes cash on hand, demand deposits with banks, other short-term highly liquid investments with original maturities of three months or less.

(q) Earnings per share

Basic Earnings Per Share ('EPS') is computed by dividing the net profit attributable to the equity shareholders by the weighted average number of equity shares outstanding during the year. Diluted earnings per share is computed by dividing the net profit by the weighted average number of equity shares considered for deriving basic earnings per share and also the weighted average number of equity shares that could have been issued upon conversion of all dilutive potential equity shares. Dilutive potential equity shares are deemed converted as of the beginning of the year, unless issued at a later date. In computing diluted earnings per share, only potential equity shares that are dilutive and that either reduces earnings per share or increases loss per share are included. The number of shares and potentially dilutive equity shares are adjusted retrospectively for all periods presented for the share splits.

(r) Research and development

Expenditures on research activities undertaken with the prospect of gaining new technical knowledge and understanding are recognised in the statement of profit and loss when incurs.

Development activities involve a plan or design for the production of new or substantially improved products and processes.

(s) Recent accounting developments

MCA issued notifications dated March 24, 2021 to amend Schedule III to the Companies Act, 2013 to enhance the disclosures required to be made by the Company in its financial statements. These amendments are applicable to the Company for the financial year starting April 1, 2021. The amendments are extensive and the Company will evaluate the same to give effect to them as required by law.



Mistral Solutions Private Limited
Notes on standalone financial statements (continued)

Note 4. Property Plant and Equipment and capital work in progress

Reconciliation of carrying amount

Rs. in lakhs

Description	Gross carrying amount				Accumulated depreciation				Carrying amounts (net)
	As at 1 April 2020	Additions during the year	Disposals	As at 31 March 2021	As at 1 April 2020	Depreciation for the year	Disposals	As at 31 March 2021	As at 31 March 2021
Own assets									
Plant and equipment	22.66	5.96	1.50	27.12	11.79	2.41	1.23	12.97	14.15
Furniture and fixtures	32.19	2.13	-	34.32	20.22	3.19	-	23.41	10.91
Vehicles	143.60	9.24	-	152.84	89.63	22.66	-	112.29	40.55
Office equipment	30.79	1.54	0.53	31.80	20.31	5.77	0.33	25.75	6.05
Computer system	277.29	91.62	1.76	367.15	165.09	63.52	1.10	227.51	139.64
Test equipment	263.31	29.43	-	292.74	207.60	21.51	-	229.11	63.63
Leasehold improvements	27.93	0.82	-	28.75	4.10	10.91	-	15.01	13.74
	797.77	140.74	3.79	934.72	518.74	129.97	2.66	646.05	288.67

Description	Gross carrying amount				Accumulated depreciation				Carrying amounts (net)
	As at 1 April 2019	Additions during the year	Disposals	As at 31 March 2020	As at 1 April 2019	Depreciation for the year	Disposals	As at 31 March 2020	As at 31 March 2020
Own assets									
Plant and equipment	21.38	2.31	1.03	22.66	10.42	2.07	0.70	11.79	10.87
Furniture and fixtures	31.42	0.77	-	32.19	16.26	3.96	-	20.22	11.97
Vehicles	170.00	-	26.40	143.60	69.31	30.98	10.66	89.63	53.97
Office equipment	25.41	5.38	-	30.79	11.36	8.95	-	20.31	10.48
Computer system	215.47	61.84	0.02	277.29	116.74	48.37	0.02	165.09	112.20
Test equipment	257.34	5.97	-	263.31	177.30	30.30	-	207.60	55.71
Leasehold improvements	3.34	24.59	-	27.93	3.16	0.94	-	4.10	23.83
	724.36	100.86	27.45	797.77	404.55	125.57	11.38	518.74	279.03

Capital work-in-progress

Particulars	31 March 2021	31 March 2020
Carrying amount		
Opening carrying amount	-	11.89
Additions	0.82	41.78
Assets capitalised	0.82	53.67
Closing carrying amount	-	-



Note 5. Right of use assets*

Rs. in lakhs

Description	Gross carrying amount				Accumulated depreciation				Carrying amounts (net)
	As at 1 April 2020	Additions during the year	Modifications/ terminations	As at 31 March 2021	As at 1 April 2020	Depreciation for the year	Modifications/ terminations	As at 31 March 2021	As at 31 March 2021
Own assets									
Buildings	493.16	421.97	214.17	700.96	245.97	247.21	202.06	291.12	409.84
Vehicles	173.45	-	-	173.45	52.37	55.60	-	107.97	65.48
	666.61	421.97	214.17	874.41	298.34	302.81	202.06	399.09	475.32

Description	Gross carrying amount				Accumulated depreciation			Carrying amounts (net)
	As at 1 April 2019	Transition impact of IndAS 116	Additions during the year	As at 31 March 2020	As at 1 April 2019	Depreciation for the year	As at 31 March 2020	As at 31 March 2020
Own assets								
Buildings	-	493.16	-	493.16	-	245.97	245.97	247.19
Vehicles	-	134.71	38.74	173.45	-	52.37	52.37	121.08
	-	627.87	38.74	666.61	-	298.34	298.34	368.27

*Also refer note 32



Mistral Solutions Private Limited
Notes on standalone financial statements (continued)

Note 6. Other Intangible assets

Reconciliation of carrying amount

Rs. in lakhs

Description	Gross carrying amount				Accumulated amortisation				Carrying amounts (net)
	As at 1 April 2020	Additions during the year	Disposals	As at 31 March 2021	As at 1 April 2020	Amortisation for the year	Disposals	As at 31 March 2021	As at 31 March 2021
Own assets									
Computer software	223.01	42.03	-	265.04	120.83	44.48	-	165.31	99.73
	223.01	42.03	-	265.04	120.83	44.48	-	165.31	99.73

Description	Gross carrying amount				Accumulated amortisation				Carrying amounts (net)
	As at 1 April 2019	Additions during the year	Disposals	As at 31 March 2020	As at 1 April 2019	Amortisation for the year	Disposals	As at 31 March 2020	As at 31 March 2020
Own assets									
Computer software	159.35	63.66	-	223.01	88.84	31.99	-	120.83	102.18
	159.35	63.66	-	223.01	88.84	31.99	-	120.83	102.18



Mistral Solutions Private Limited
Notes on standalone financial statements (continued)

Rs. in lakhs

As at	31 March 2021	31 March 2020
Note 7 - Non-current investments		
At cost		
Unquoted		
Investment in equity instruments (fully paid)		
Subsidiaries		
Mistral Solutions Inc., USA [1,000 (31 March 2020: 1,000) equity shares without par value]	307.42	307.42
Aero Electronics Private Limited [20,000 (31 March 2020: 20,000) equity shares of Rs.5 each]	1.00	1.00
Mistral Technologies Private Limited [20,000 (31 March 2020: 20,000) equity shares of Rs.5 each]	1.00	1.00
Mistral Solutions Pte Limited [1 (31 March 2020: 1) equity shares]	-	-
At fair value through profit or loss		
Unquoted		
Investment in real estate fund	231.61	247.71
Investment in mutual funds	248.33	-
At fair value through profit or loss		
Quoted		
Investment in other funds	217.46	126.13
Total long-term investments	1,006.82	683.26
Aggregate amount of unquoted investments	789.36	557.13
Aggregate amount of quoted investments	217.46	126.13
Aggregate market value of quoted investments	217.46	126.13
Note 8 - Loans receivable		
Non-current		
Unsecured		
<i>Considered good:</i>		
Security deposit	183.12	173.86
Loan to related party*	407.51	405.91
	590.63	579.77
* Forms a part of outstanding balances as disclosed under note 38.		
Note 9 - Other non-current assets		
Unsecured		
<i>Considered good:</i>		
Capital Advances	44.25	-
Prepayments	1.45	-
	45.70	-
Note 10 - Inventories*		
Raw material /components [including goods-in-transit of Rs.7.86 lakhs (31 March 2020: Rs.10.35 lakhs)]	1,528.48	722.10
Work-in-progress	100.40	81.39
Finished goods [including goods-in-transit of Rs.Nil (31 March 2020: Rs.5.15 lakhs)]	185.63	348.97
Traded goods [including goods-in-transit of Rs.10.97 lakhs (31 March 2020: Rs 0.96 lakhs)]	50.06	282.14
	1,864.57	1,434.60

* Refer note 3(e) for method of valuation of inventories



Mistral Solutions Private Limited
Notes on standalone financial statements (continued)

Rs. in lakhs

As at	31 March 2021	31 March 2020
Note 11 - Investments		
Current		
At fair value through profit or loss		
Unquoted		
Investment in mutual funds	941.21	-
At fair value through profit or loss		
Quoted		
Investment in mutual funds	1,926.50	1,660.64
Investment in other funds	-	561.29
Investment in equity shares	77.76	97.76
	2,945.47	2,319.69
Aggregate amount of unquoted investments	941.21	-
Aggregate amount of quoted investments	2,004.26	2,319.69
Aggregate market value of quoted investments	2,004.26	2,319.69

Note 12 - Trade receivables

Current		
Unsecured*	3,309.70	3,021.07
	3,309.70	3,021.07
Less: Provision for impairment	(6.60)	(7.42)
	3,303.10	3,013.65

The Company's exposure to credit and currencies risks, and loss allowances related to trade receivables are disclosed in note 43.

* Includes receivable from related parties (refer note 38)

Note 13- Cash and bank balances

Cash and cash equivalents:

- Cash on hand	0.36	0.06
- Current accounts	526.96	180.21
- Cash credit account	71.85	17.73
	599.17	198.00

Other bank balance:

- Deposit accounts*	1,732.73	1,381.43
	1,732.73	1,381.43

*includes Rs.1,732.73 lakhs (31 March 2020: Rs 1,381.43 lakhs) on lien against guarantees, cash credit, packing credit etc.

Note 14 - Other financial assets

Current

Unsecured, considered good

Earnest money deposit	4.90	11.54
Interest accrued but not due	29.05	6.16
Unbilled revenue	105.14	5.28
Others	12.46	5.20
	151.55	28.18

Note 15 - Other current assets

Unsecured, considered good

Advances other than capital advances

- Advance for supply of goods	262.55	247.46
- Advance to employees	11.22	20.32
<i>Others</i>		
- Balance with government authorities	212.61	293.66
- Prepayments	102.18	107.10
- Export Incentive Receivable	84.31	209.22
- Deferred rent	0.89	0.26
- Contract assets	1,233.76	1,684.93
	1,907.52	2,562.95



Mistral Solutions Private Limited
Notes on standalone financial statements (continued)

Rs. in lakhs

As at	31 March 2021	31 March 2020
Note 16 - Share capital		
Authorised		
6,000,000 (31 March 2020: 6,000,000) equity shares of Rs 5/- each.	300.00	300.00
1,000,000 (31 March 2020: 1,000,000) fully convertible cumulative participative preference shares of Rs 5/- each.	50.00	50.00
Total	350.00	350.00
Issued, subscribed and fully paid up		
3,805,370 (31 March 2020: 3,797,370) equity shares of Rs 5/- each.	190.27	189.87
Total (A)	190.27	189.87
38,000 (31 March 2020: 38,000) Series B mandatorily convertible cumulative participative preference shares of Rs. 5/- each.	1.90	1.90
Total (B)*	1.90	1.90
Grand Total (A + B)	192.17	191.77

* Included within other equity (refer note 17)

Rights, preferences and restrictions attached to each class of shares including restrictions on the distribution of dividends and the repayment of capital:

(i) Equity shares of Rs.5/- each

- The Company has only one class of shares referred to as equity shares having a par value of Rs 5/- each.
- Each holder of the equity share, as reflected in the records of the Company as of the date of the shareholder meeting, is entitled to one vote in respect of each share held for all matters submitted to vote in the shareholder meeting. The dividend proposed by the Board of Directors is subject to the approval of the shareholders in the ensuing Annual General Meeting.
- In the event of liquidation of the Company, the holders of equity shares will be entitled to receive any of the remaining assets of the Company after distribution of all preferential amounts. The distribution will be in proportion to the number of equity shares held by the shareholders.

(ii) Series B preference shares of Rs. 5/- each.

- The Company issued 515,172 Fully Convertible Cumulative Participative Preference Shares (FCCPS) of Rs 5 each at a premium of Rs 225 per share to two venture capital investors as per the Shareholders Agreement dated 7 January 2008 ('the Agreement'). The Company has 38,000 (31 March 2020: 38,000) FCCPS outstanding as at the end of the year.
- FCCPS carry a pre-determined cumulative rate of dividend of 0.01% per annum of the nominal value of the FCCPS. In addition, FCCPS are entitled to participate in the distribution of the profits of the Company to the other shareholders of the Company as per the Agreement.
- Conversion: As per the Agreement, FCCPS shall automatically be converted into equity shares upon the first occurrence of: (a) the majority investors consenting to such conversion; (b) the closing of an underwritten public offering of the Company's equity shares at a minimum valuation specified in the Agreement; or (c) on 30 June 2027.

Liquidation preference:

To the extent the FCCPS are not converted into equity shares and in the event of any liquidation event (defined in the Agreement), the holders of the FCCPS shall have a preference over the other shareholders of the Company (including the founders and the other shareholders and any remaining equity shareholders, including the investors' equity shares) for return of capital as set out in the Agreement. No other series of shares shall be entitled to a liquidation preference.

Notes:

- (a) Shares in respect of equity in the Company held by its holding Company.

Holding Company
Axiscades Technologies Limited

31 March 2021		31 March 2020	
Number of shares	Amount	Number of shares	Amount
16,32,718	81.64	16,32,718	81.64
16,32,718	81.64	16,32,718	81.64

- (b) Reconciliation of the number of equity and preference shares outstanding at the beginning and at the end of the reporting year:

Equity shares of Rs.5/- each.

Opening balance at the beginning of the reporting year
Add: Shares issued on exercise of Employee Stock Option Plan
Closing balance at the end of the reporting year

31 March 2021		31 March 2020	
Number of shares	Amount	Number of shares	Amount
37,97,370	189.87	37,97,370	189.87
8,000	0.40	-	-
38,05,370	190.27	37,97,370	189.87

Series B preference shares of Rs.5/- each.

Opening balance at the beginning of the reporting year
Closing balance at the end of the reporting year

31 March 2021		31 March 2020	
Number of shares	Amount	Number of shares	Amount
38,000	1.90	38,000	1.90
38,000	1.90	38,000	1.90



(c) Details of shareholders' holding more than 5% of the total number of equity shares and preference shares.

Name of the shareholders	31 March 2021		31 March 2020	
	Number of shares	% holding	Number of shares	% holding
Equity shares of Rs.5/- each.				
Axiscades Technologies Limited	16,32,718	42.91%	16,32,718	43.00%
Anees Ahmed	2,94,825	7.75%	2,90,945	7.66%
Explosoft Tech Solutions Private Limited	16,79,359	44.13%	16,79,359	44.22%
Total number of shares holding more than 5%	36,06,902	94.78%	36,03,022	94.88%
Add: Others (individually holding less than 5%)	1,98,468	5.22%	1,90,468	5.02%
Total equity shares	38,05,370	100%	37,93,490	100%
Series B preference shares of Rs.5/- each.				
Rajeev Ramachandra	13,400	35%	13,400	35%
Anees Ahmed	24,600	65%	24,600	65%
Number of preference shares classified as other equity	38,000	100%	38,000	100%

(d) Securities convertible into equity in the descending order

Particulars	Manner of conversion	Convertible into	Earliest date of conversion
Series B preference shares of Rs 5 each	Mandatory	Equity	Refer note below

Note: As per the Agreement, FCCPS shall automatically be converted into equity shares upon the first occurrence of:

- the majority investors consenting to such conversion;
- the closing of an underwritten public offering of the Company's equity shares at a minimum valuation specified in the Agreement; or
- on 30 June 2027.

For employee stock options convertible into equity refer note 42.

(e) Other details of equity shares for a period of five years immediately preceding 31 March 2021.

Particulars	For the year ended				
	31 March 2021	31 March 2020	31 March 2019	31 March 2018	31 March 2017
Aggregate number of shares bought back					
Fully paid up equity shares	-	-	-	-	3,83,346
Fully paid Series B preference shares	-	-	-	-	4,77,172

The Company has not allotted any fully paid up equity shares by of bonus shares during the period of five years immediately preceding the balance sheet date nor has issued shares for consideration other than cash.

Details of buy back :

Pursuant to the shareholders resolution passed at the Extra Ordinary General meeting held on 13 January 2017, the Company completed buyback of 383,346 equity shares of Rs 5 each fully paid up from Jafco Asia Technology Investments III (Mauritius) Ltd and total of 477,172 Series B mandatorily convertible cumulative participative preference shares of Rs. 5 each fully paid up, from Jafco Asia Technology Investments III (Mauritius) Ltd and Nexus India Ventures I Investments. This had resulted in a total cash outflow of Rs 1,743.86 lakhs. In line with the requirement of the Companies Act 2013, an amount of Rs 1,700.83 lakhs had been utilized from the securities premium account. Further, a capital redemption reserves of Rs 43.03 lakhs (representing the nominal value of the shares bought back) had been created as an apportionment from securities premium account.



Note 17 - Other equity

Rs. in lakhs

Particulars	Preference share capital(Instrument entirely equity in nature)	Capital redemption reserve	Securities premium	Share options outstanding account	General reserve	Retained earnings	Equity contribution by preference and equity share holders on relinquishment of rights	Other items of OCI	Total
Balance as at 01 April 2019	1.90	45.73	881.72	185.96	55.30	6,266.44	941.65	(20.12)	8,358.58
Additions:									
Remeasurement of the net defined benefit liability/asset, net of tax effect	-	-	-	-	-	-	-	(17.18)	(17.18)
Transition Impact of IND AS 116	-	-	-	-	-	(45.52)	-	-	(45.52)
Net profit after tax transferred from the statement of profit or loss	-	-	-	-	-	1,246.70	-	-	1,246.70
Balance as at 31 March 2020	1.90	45.73	881.72	185.96	55.30	7,467.62	941.65	(37.30)	9,542.58

Particulars	Preference share capital(Instrument entirely equity in nature)	Capital redemption reserve	Securities premium	Share options outstanding account	General reserve	Retained earnings	Equity contribution by preference and equity share holders on relinquishment of rights	Other items of OCI	Total
Balance as at 1 April 2020	1.90	45.73	881.72	185.96	55.30	7,467.62	941.65	(37.30)	9,542.58
Additions:									
Share based payment (refer note 42)	-	-	-	4.08	-	-	-	-	4.08
Remeasurement of the net defined benefit liability/asset, net of tax effect	-	-	-	-	-	-	-	14.91	14.91
Transfer from share options outstanding account	-	-	6.47	-	-	-	-	-	6.47
Transfer to securities premium on issue of equity shares	-	-	-	(6.47)	-	-	-	-	(6.47)
Net profit after tax transferred from the statement of profit or loss	-	-	-	-	-	1,520.47	-	-	1,520.47
Balance as at 31 March 2021	1.90	45.73	888.19	183.57	55.30	8,988.09	941.65	(22.39)	11,082.04

Nature and purpose of other reserves

Capital redemption reserve

The Company had purchased its own shares and as per the provisions of the applicable laws, a sum equal to the nominal value of the shares so purchased is required to be transferred to the capital redemption reserve.

Securities premium

Securities premium is used to record the premium on issue of shares. The reserve is utilised in accordance with the provisions of the Act.

Shares options outstanding account

The share options outstanding account is used to recognise the grant date fair value of options issued under Mistral Solutions Private Limited Employee Stock Option Plan.

Equity contribution by preference and equity share holders on relinquishment of rights

Represents the liability foregone by certain equity and preference share holders on relinquishment of buyback rights.



Mistral Solutions Private Limited
Notes on standalone financial statements (continued)

Rs. in lakhs

As at 31 March 2021 31 March 2020

Note 18 - Provisions

Provision for employee benefits		
- Gratuity (refer note 39)	47.22	202.99
- Compensated absences	104.69	95.45
	<u>151.91</u>	<u>298.44</u>

Note 19 - Trade payables

Total outstanding dues of micro and small enterprises (refer note below)	115.22	150.56
Total outstanding dues of other than micro and small enterprises*	880.83	1,147.05
	<u>996.05</u>	<u>1,297.61</u>

*Includes dues to related party (refer note 38)

Note:

The Ministry of Micro, Small and Medium Enterprises has issued an Office Memorandum dated 26 August 2008 which recommends that the Micro and Small Enterprises should mention in their correspondence with its customers the Entrepreneurs Memorandum Number as allocated after filing of the Memorandum. Accordingly, the disclosure in respect of the amounts payable to such enterprises as at 31 March 2020 has been made in the financial statements based on information received and available with the Company. The Company has not received any claim for interest from any supplier under the said Act. Further in view of the Management, the impact of interest, if any, that may be payable in accordance with the provisions of the Act is not expected to be material.

The principal amount and the interest due thereon remaining unpaid to any supplier as at the end of the year:

- Principal	115.22	150.56
- Interest	-	-

The amount of interest paid by the Company in terms of Section 16 of the MSMED Act, 2006 alongwith the amount of the payment made to the supplier beyond the appointed date during the year.

-

The amount of the payments made to micro and small suppliers beyond the appointed day during each accounting year.

89.47

The amount of interest due and payable for the period of delay in making payment (which have been paid but beyond the appointed day during the year) but without adding the interest specified under MSMED Act, 2006.

-

The amount of interest accrued and remaining unpaid at the end of each accounting year.

-

The amount of further interest remaining due and payable even in the succeeding years, until such date when the interest dues as above are actually paid to the small enterprise for the purposes of disallowance as a deductible expenditure under the MSMED Act, 2006

-

The Company's exposure to currency and liquidity risks related to trade payables is disclosed in note 43.

Note 20 - Other financial liabilities

Payable to employees	283.06	300.76
Accrued expenses	77.94	93.84
Other payables	5.88	-
	<u>366.88</u>	<u>394.60</u>

Note 21 - Other current liabilities

Advance from customers	1,268.75	722.49
Statutory liabilities (TDS, PF, GST etc.)	160.76	129.38
Unearned revenue	183.26	63.49
	<u>1,612.77</u>	<u>915.36</u>

Note 22 - Provisions

Provision for employee benefits		
- Compensated absences	16.50	14.86
Provision for foreseeable loss on contract (refer note 37)*	6.36	7.96
Provision for warranty (refer note 37)**	74.65	74.65
Provision for liquidated damages (refer note 37)***	322.49	183.99
	<u>420.00</u>	<u>281.46</u>

* The provision for foreseeable losses on contracts are expected to be utilized over a period of one year.

** Provision for warranty costs are estimated on the basis of a technical evaluation and past experience. Provision is made for estimated liability in respect of warranty costs in the year of sale of goods. These provisions are expected to be utilized over the period of warranty.

*** Provision for liquidated damages relates to estimated outflow in respect of products sold by the Company and estimated to be incurred due to delay in delivery of products to customers. These provisions are expected to be utilized over a period of one year.



Mistral Solutions Private Limited
Notes on standalone financial statements (continued)

Rs. in lakhs

For the year ended	31 March 2021	31 March 2020
Note 23 - Revenue from operations		
Product sales		
Sale of products	6,064.07	6,734.41
System engineering and traded sales	1,896.71	1,534.01
Sale of services		
Professional engineering services	4,537.26	4,145.67
Other operating revenue		
Export incentive	57.38	205.70
	12,555.42	12,619.79

A. Disaggregate revenue information

The table below presents disaggregated revenues from contracts with customers by market or type of customers, timing of revenue recognition and geography. The Company believes that this disaggregation best depicts how the nature, amount, timing and uncertainty of our revenues and cash flows are affected by industry, market and other economic factors.

Primary Geographical Markets	Rs. in lakhs	
Geography	31 March 2021	31 March 2020
India	7,316.68	6,620.16
USA	4,771.65	5,338.07
Canada	265.06	397.13
France	41.74	8.69
Others	102.91	50.04
	12,498.04	12,414.09

Timing of revenue recognition

	31 March 2021	31 March 2020
Goods or services transferred at point in time	9,498.39	9,649.50
Goods or 'Service transferred over time	2,999.66	2,764.59
	12,498.04	12,414.09

Note: The amount of INR 57.38 lakhs (31 March 2020: Rs. 205.70 lakhs) pertaining to export incentive has not been considered in the above revenue disclosure.

B. Revenue to be recognised for performance obligation(s) not satisfied or partially satisfied at the end of the year in respect of contracts with customer that are in place (i.e. signed agreements/ POs/WOs, etc) at the year end:

Time Band	31 March 2021	31 March 2020
< 1 year	2,041.41	1,369.08
> 1 year but < 5 year	-	-
	2,041.41	1,369.08

C. Changes in unbilled revenue or contract assets are as follows:

	31 March 2021	31 March 2020
Opening balance	1,684.93	927.03
Additions during the year	3,113.30	2,710.19
Reclassification adjustments:		
- Billing from opening balance of contract assets to trade receivables	(1,142.07)	(311.79)
- Billing from contract assets transferred to trade receivables	(2,422.40)	(1,640.50)
Closing balance	1,233.76	1,684.93

D. Changes in deferred revenue or contract liabilities are as follows:

	31 March 2021	31 March 2020
Opening balance	785.98	723.61
Additions during the year	723.65	145.02
Reclassification Adjustments:		
- Transfer of opening balances of contract liabilities to revenue	(57.62)	(82.65)
Closing balance	1,452.01	785.98



Mistral Solutions Private Limited
Notes on standalone financial statements (continued)

E. Reconciliation of revenue from contracts with customers

Rs. in lakhs

	31 March 2021	31 March 2020
Revenue from contracts with customers as per the contract price	13,392.27	12,598.09
Adjustments made to contract price on account of :-		
a) Liquidated damages	(228.20)	(121.63)
b) Deferrment of revenue	(723.65)	(145.02)
c) Recognition of revenue from contract liability out of opening balance of contract liability	57.62	82.65
Revenue from contracts with customers as per the Statement of Profit and Loss	12,498.04	12,414.09

Rs. in lakhs

For the year ended

31 March 2021 **31 March 2020**

Note 24 - Other income

Interest income from financial assets carried at amortised cost	126.72	137.52
Dividend income	1.80	0.97
Rent concession received	8.14	-
Profit on sale of property, plant and equipment	0.21	-
Net gain on financial asset measured at fair value through profit and loss	390.61	62.64
Income from support services	44.55	42.84
Provision no longer required, written back	13.67	20.07
Net gain on foreign currency transaction and translation	7.97	1.21
Miscellaneous income	9.36	33.52
	603.03	298.77

Note 25 - Cost of materials consumed

Inventory of materials at the beginning of the year	722.10	600.35
Add: Purchases	4,096.28	4,571.10
Less: Inventory of materials at the end of the year	(1,528.48)	(722.10)
	3,289.90	4,449.35

Note 26 - Changes in inventories of finished goods, stock-in-trade and work-in-progress

<i>Opening inventory</i>		
Finished Goods	348.97	47.32
Stock-in-trade	282.14	87.94
Work-in-progress	81.39	-
<i>Closing inventory</i>		
Finished Goods	(185.63)	(348.97)
Stock-in-trade	(50.06)	(282.14)
Work-in-progress	(100.40)	(81.39)
	376.41	(577.24)

Note 27 - Employee benefits expense

Salaries, wages and bonus	4,196.37	3,899.48
Contribution to provident and other funds	296.31	292.50
Share based payment expense	4.08	-
Staff welfare expense	55.07	143.57
	4,551.83	4,335.55

Note 28 - Finance costs

Interest expense on financial liability measured at amortised cost	1.02	0.16
Interest on Lease Liability	46.98	66.49
Others	5.93	3.12
	53.93	69.77



Mistral Solutions Private Limited
Notes on standalone financial statements (continued)

Rs. in lakhs

For the year ended	31 March 2021	31 March 2020
Note 29 - Other expenses		
Travelling and conveyance	42.91	170.84
Rent (refer note 32)	15.56	10.97
Legal and professional fees	449.79	443.87
Repairs and maintenance		
- Plant and machinery	109.29	76.51
- Others	129.03	96.02
Power and fuel	58.45	70.35
Equipment hire charges	6.83	5.02
Bank charges	38.20	34.41
Communication expenses	15.66	15.89
Advertisement and business promotion	13.13	15.13
Rates and taxes	7.13	6.23
Commission	279.94	294.55
Insurance expenses	12.30	9.98
Bad debts	1.86	0.26
Provision for foreseeable loss on contracts	-	0.55
Provision for doubtful debts	-	0.95
Clearing & forwarding charges	11.57	4.11
Corporate social responsibility expenses (refer note 36)	44.46	21.66
Loss on sale of property, plant and equipment	-	10.49
Miscellaneous expenses	33.48	26.23
	1,269.59	1,314.02



Mistral Solutions Private Limited
Notes on standalone financial statements (continued)

Note 30- Income-tax

Rs. in lakhs

(a) Amounts recognised in Statement of Profit and Loss

For the year ended	31 March 2021	31 March 2020
Current tax	426.57	365.10
Deferred tax		
Attributable to origination and reversal of temporary differences	84.54	36.26
Tax expense for the year	511.11	401.36

(b) Amounts recognised in other comprehensive income

For the year ended	31 March 2021			31 March 2020		
	Before tax	Tax (expense) / benefit	Net of tax	Before tax	Tax (expense) / benefit	Net of tax
Items that will not be reclassified subsequently to statement of profit and loss						
Remeasurements of the defined benefit plans	19.93	(5.02)	14.91	(24.23)	7.05	(17.18)
	19.93	(5.02)	14.91	(24.23)	7.05	(17.18)

(c) Reconciliation of effective tax rate

For the year ended	31 March 2021	31 March 2020
Profit before tax	2,031.58	1,648.06
Tax using the Company's domestic tax rate:	25.17%	29.12%
Tax effect of:		
Weighted deduction on research and development expenditure	-	-6.06%
Impact on account of change in rates	-	1.48%
Others	-0.01%	-0.19%
	25.16%	24.35%
	511.11	401.36

(d) Recognised deferred tax assets and liabilities

Deferred tax assets and liabilities are attributable to the following:

	Deferred tax assets		Deferred tax liabilities		Deferred tax (liabilities) / asset, net	
	31 March 2021	31 March 2020	31 March 2021	31 March 2020	31 March 2021	31 March 2020
Property, plant and equipment	58.44	65.81	-	-	58.44	65.81
Employee benefits	42.39	78.85	-	-	42.39	78.85
Other items	5.53	15.71	33.48	2.95	(27.95)	12.76
	106.36	160.37	33.48	2.95	72.88	157.42

(e) Movement in temporary differences

	As at 1 April 2020	Recognised in statement of profit and loss	Recognised in OCI	Recognised directly in equity	Others	As at 31 March 2021
Property, plant and equipment	65.81	(7.37)	-	-	-	58.44
Employee benefits	78.85	(36.46)	-	-	-	42.39
Other items	12.76	(40.71)	-	-	-	(27.95)
	157.42	(84.54)	-	-	-	72.88

	As at 1 April 2019	Recognised in statement of profit and loss	Recognised in OCI	Recognised directly in equity	Others	As at 31 March 2020
Property, plant and equipment	55.23	(4.72)	-	15.30	-	65.81
Employee benefits	132.77	(53.92)	-	-	-	78.85
Other items	(9.62)	22.38	-	-	-	12.76
	178.38	(36.26)	-	15.30	-	157.42

The following table provides the details of income tax assets and income tax liabilities as of 31 March 2021 and 31 March 2020

As at	31 March 2021	31 March 2020
Income tax assets (net)	295.75	291.40
Current tax liabilities (net)	75.36	65.95
Net current income tax asset / (liability)	220.39	225.45

The gross movement in the current income tax asset / (liability) for the year ended 31 March 2021 and 31 March 2020 is as follows.

For the year ended	31 March 2021	31 March 2020
Net current income tax asset / (liability) at the beginning	225.45	179.89
Income tax paid	426.53	403.61
Current income tax expense	(426.57)	(365.10)
Income tax on other comprehensive income and others	(5.02)	7.05
Net current income tax asset / (liability) at the end	220.39	225.45

Note 31 - Contingent liabilities and commitments

(i) Contingent liabilities

- (a) Claims against the Company not acknowledged as debt in respect to income tax, sales tax and other matters for the year ended amounted to Rs. 184.93 lakhs, (31 March 2020: Rs. 180.13 lakhs)
- (b) Bank guarantees outstanding as at 31 March 2021: Rs. 35.55 lakhs (31 March 2020: Rs. 100.13 lakhs)
- (c) Cumulative preference dividend not proposed by the Board of Directors amounted to Rs. 0.01 lakhs (31 March 2020: Rs. 0.01 lakhs).

(ii) Commitments:

- (a) Estimated amount of contracts remaining to be executed on capital account and not provided for the year ended 31 March 2021: Rs. 250.75 lakhs (31 March 2020: Rs. Nil) (net of advances)

Notes:

The Supreme court of India in the month of February 2019 had passed a judgement relating to definition of wages under the Provident Fund Act, 1952. However, considering that there are numerous interpretative issues relating to this judgement and in the absence of reliable measurement of the provision for the earlier periods, the Company will evaluate its position and record provision, if required, on receiving further clarity on the subject. The Company does not expect any material impact of the same.

Note 32 - Leases

32.1 Amounts recognised in balance sheet

Particulars	Note	As at	As at
		March 31, 2021	March 31, 2020
(i) Right-of-use assets	5		
Buildings		409.84	247.19
Vehicle		65.48	121.08
(ii) Lease liabilities			
Non-current		251.62	107.83
Current		232.71	306.13
		484.33	413.96

32.2 Amounts recognised in the statement of profit and loss

Particulars	Note	As at	As at
		March 31, 2021	March 31, 2020
(i) Depreciation and amortisation expense			
Buildings	5	247.21	245.97
Vehicle	5	55.60	52.37
(ii) Interest expense (included in finance cost)	28	46.98	66.49

(a) The total cash outflow for the year ended March 31, 2021 amounts to Rs. 370.38 lakhs (March 31, 2020: Rs. 359.51 lakhs).

32.3 The impact on the statement of profit and loss for the year ended March 31, 2021 is as below:

Particulars	As at	As at
	March 31, 2021	March 31, 2020
Rent is lower by	(301.36)	(294.60)
Depreciation is higher by	302.81	298.34
Finance cost higher by	46.98	66.49
	48.43	70.23

The Company has discounted lease payments for new leases using applicable incremental borrowing rate of 8.40% (March 31, 2020: 9.75%) for measuring the lease liability.



Note 33 - i) Details of non current investments purchased and sold:

a) Non current investments purchased and sold during the current year (Rs. in Lakhs)

	As at 1 April 2020	Purchased during the year	Sold during the year	Increase / (decrease) in fair value	Reclassification	As at 31 March 2021
Investments in real estate fund	247.71	-	(4.53)	(11.57)	-	231.61
Investments in other fund	126.13	-	-	91.33	-	217.46

b) Non current investments purchased and sold during the previous year (Rs. in Lakhs)

	As at 1 April 2019	Purchased during the year	Sold during the year	Decrease in fair value	Reclassification	As at 31 March 2020
Investments in real estate fund	271.32	-	(15.47)	(8.14)	-	247.71
Investments in other fund	517.95	150.00	-	(23.87)	(517.95)	126.13

ii) Details of Current investments purchased and sold:

a) Current investments purchased and sold during the current year

	As at 1 April 2020	Purchased during the year	Sold during the year	Increase in fair value	Reclassification	As at 31 March 2021
Investments in other fund	561.29	-	(601.24)	39.95	-	-
Investments in equity shares	97.76	-	(163.74)	143.74	-	77.76

b) Current investments purchased and sold during the previous year

	As at 1 April 2019	Purchased during the year	Sold during the year	Increase / (decrease) in fair value	Reclassification	As at 31 March 2020
Investments in other fund	-	-	-	43.34	517.95	561.29
Investments in equity shares	184.80	-	-	(87.04)	-	97.76

iii) Details of inter corporate deposit during the year:

a) Terms and conditions on which inter-corporate loans have been given

Name of the borrower	Nature of relationship	Secured / Unsecured	Rate of Interest	Term	Purpose
Aero Electronics Private Limited	Subsidiary	Unsecured	9%	On demand	Purchase of land
Mistral Technologies Private Limited	Subsidiary	Unsecured	9%	On demand	Working capital requirement

b) Details of loan given and repaid during the year

	As at 1 April 2020	Amount given during the year (including accrued interest)	Repaid during the year	As at 31 March 2021
Aero Electronics Private Limited	405.91	1.59	-	407.50
Mistral Technologies Private Limited	-	18.50	(18.50)	-

c) Details of loan given and repaid during the previous year

	As at 1 April 2019	Amount given during the year (including accrued interest)	Repaid during the year	As at 31 March 2020
Aero Electronics Private Limited	404.61	1.30	-	405.91
Mistral Technologies Private Limited	-	74.56	(74.56)	-



Note 34 - Earnings per share

A. Computation of earnings per share is as follows:

For the year	31 March 2021	31 March 2020
Net profit attributable to the equity shareholders	1,520.47	1,246.70
Less: Dividend on fully convertible cumulative participative preference shares (including tax attributable thereto)	0.01	0.01
Less: Profit attributable to fully convertible cumulative participative preference shares	15.06	12.35
Net profit for basic earnings per share	1,505.40	1,234.34
Add: Adjustment for the purpose of diluted earnings per share	15.07	12.36
Net profit for diluted earnings per share	1,520.47	1,246.70

B. Reconciliation of basic and diluted shares used in computing earnings per share

For the year	31 March 2021	31 March 2020
Number of weighted average shares considered for calculation of basic earnings per	37,99,671	37,97,370
Add: Effect of fully convertible cumulative participative preference shares	38,000	38,000
Add: Effect of potential equity shares on employee stock option outstanding	2,21,087	2,23,685
Number of weighted average shares considered for calculation of diluted earnings per share	40,58,758	40,59,055

For the year	31 March 2021	31 March 2020
Earnings per share:		
-Basic	39.62	32.51
-Diluted	37.46	30.71

Note 35 - Auditor's remuneration (included in legal and professional fees, excluding applicable taxes)

For the year	31 March 2021	31 March 2020
Audit fees	20.00	18.00
Other services	28.89	30.98
Out of pocket expenses	1.79	3.27
	50.68	52.25

Note 36 - Corporate Social Responsibility

During the year, the amount required to be spent by the Company on corporate social responsibility activities amounts to Rs. 32.29 lakhs (31 March 2020: Rs. 33.02 lakhs) in accordance with Section 135 of the Companies Act, 2013. However, the Company had incurred expenditure amounting to Rs. 44.46 lakhs (31 March 2020: Rs. 21.66 lakhs) during the year.

Note 37 - Disclosure of provisions movement as required under the provisions of Ind AS 37 'Provisions, Contingent Liabilities and Contingent Assets:

For the year ended 31 March 2021

Particulars	Provision for foreseeable losses on contracts	Provision for warranty	Provision for liquidated damages
Balance as at beginning of the year	7.96	74.65	183.99
Provisions made during the year	3.36	75.11	367.58
Utilizations/reversals during the year	(4.96)	(75.11)	(229.08)
Provision at the end of the year	6.36	74.65	322.49

For the year ended 31 March 2020

Particulars	Provision for foreseeable losses on contracts	Provision for warranty	Provision for liquidated damages
Balance as at beginning of the year	7.41	74.65	199.93
Provisions made during the year	6.32	72.13	238.24
Utilizations/reversals during the year	(5.77)	(72.13)	(254.18)
Provision at the end of the year	7.96	74.65	183.99



Note 38 - Related parties

Relationships

1. Ultimate holding company
Holding Company
Fellow subsidiary
Subsidiary companies
- Jupiter Capital Private Limited
Axiscades Technologies Limited
AXISCADES Aerospace & Technologies Private Limited
Mistral Solutions, Inc.
Mistral Technologies Private Limited
Aero Electronics Private Limited
Mistral Solutions Pte Ltd

2. Key Management Personnel (KMP):

- Managing Director Anees Ahmed
Director Rajeev Ramachandra
Director Mujahid Alam
Director Kaushik Sarkar*
Director Srinivas A **
Director Sharadhi Chandra B ***
Director Ashok Radhakrishna Kamath ****
Director Mariam Mathew *****
Chief Financial Officer Anoop Agarwal

* Resigned as a director on 7 June 2019

** Appointed as a director on 20 June 2019.

*** Appointed as a director on 8 November 2019.

**** Appointed as a director on 5 June 2020.

***** Appointed as a director on 17 January 2021.

3. The following are significant transactions with related parties by the Company.

Rs. in lakhs

Particulars		31 March 2021	31 March 2020
Revenue from operations			
<i>Sale of products</i>			
Mistral Solutions Inc., USA	Subsidiary	107.63	26.45
<i>Professional Engineering Services</i>			
Mistral Solutions Inc, USA	Subsidiary	9.85	6.43
AXISCADES Aerospace & Technologies Private Limited	Fellow subsidiary	111.64	454.50
<i>System engineering and traded sales</i>			
Mistral Solutions Inc, USA	Subsidiary	14.71	-
Mistral Technologies Private Limited	Subsidiary	-	2.44
Other Income			
<i>Income from support services</i>			
Mistral Solutions Inc, USA	Subsidiary	44.55	42.84
<i>Miscellaneous income</i>			
Mistral Solutions Inc, USA	Subsidiary	0.35	-
<i>Interest Income</i>			
Aero Electronics Private Limited	Subsidiary	1.05	1.00
Mistral Technologies Private Limited	Subsidiary	0.12	0.42
Purchase of goods			
Mistral Solutions Inc	Subsidiary	183.44	27.04
Mistral Technologies Private Limited	Subsidiary	3.62	51.10
Commission			
Mistral Solutions Inc, USA	Subsidiary	279.94	294.55
Equipment Hire Charges			
Mistral Solutions Inc, USA	Subsidiary	6.81	4.32
Professional Fees			
Mistral Technologies Private Limited	Subsidiary	128.30	102.00
Reimbursement of expenses			
Mistral Solutions Inc, USA	Subsidiary	6.00	-
Purchase of property, plant and equipment			
Mistral Solutions Inc, USA	Subsidiary	0.51	9.01
Loans given			
Aero Electronics Private Limited	Subsidiary	1.59	1.30
Mistral Technologies Private Limited	Subsidiary	18.50	74.56
Loans repaid			
Mistral Technologies Private Limited	Subsidiary	18.50	74.56
Advance from customers			
AXISCADES Aerospace & Technologies Private Limited	Fellow subsidiary	-	171.60
Key management personnel compensation			
Short-term employee benefits	KMP	427.64	418.80
Post-employment defined benefit*	KMP	21.14	20.87



4. The balance receivable from and payable to related parties are as follows:

Particulars		31 March 2021	31 March 2020
Trade receivables			
Mistral Solutions Inc, USA	Subsidiary	11.16	1.81
Trade Payables			
Mistral Solutions Inc, USA	Subsidiary	371.48	219.75
Advance from Customers			
AXISCADES Aerospace & Technologies Private Limited	Fellow subsidiary	-	314.60
Contract assets			
AXISCADES Aerospace & Technologies Private Limited	Fellow subsidiary	-	520.15
Unbilled revenue			
Mistral Solutions Inc, USA	Subsidiary	22.05	-
Loans Receivable			
Aero Electronics Private Limited	Subsidiary	407.51	405.91

*Does not include gratuity and compensated absences as these are provided in the books of accounts on the basis of actuarial valuation for the Company as a whole and hence individual cannot be determined.

Note 39 - Employee benefits

(a) Defined contribution plans

The Company has recognised an amount of Rs.229.16 lakhs (31 March 2020: Rs.218.65 lakhs) as expenses under the defined contribution plans in the statement of profit and loss for the year:

(b) Defined benefit plans

1. Reconciliation of net defined benefit asset / (liability)

(i) Reconciliation of present value of defined benefit obligation

	31 March 2021	31 March 2020
Obligations as at the beginning of the year	568.63	487.83
Current Service cost	54.61	48.70
Interest Cost	38.26	35.36
Benefits settled	(25.56)	(32.35)
Actuarial (gain) / loss due to financial assumptions	13.69	23.97
Actuarial (gain) / loss due to experience adjustments	(13.59)	5.12
Obligations at the year end 31 March	636.04	568.63

(ii) Reconciliation of present value of plan asset:

Plan assets as at 1 April	365.64	129.98
Expected return on plan assets	25.71	10.21
Return on assets excluding interest income	20.04	4.86
Contributions	202.99	252.94
Benefits settled	(25.56)	(32.35)
Plan assets at 31 March at fair value	588.82	365.64

(iii) Reconciliation of net defined benefit asset/(liability)

Present value of obligation as at 31 March	636.04	568.63
Plan assets at 31 March at fair value	588.82	365.64
Amount recognised in balance sheet asset / (liability)	(47.22)	(202.99)
Non-Current	47.22	202.99

2. Expenses recognised in the statement of profit and loss under

Employee benefit expense:		
Current service cost	54.61	48.70
Interest cost	12.54	25.15
Net cost	67.15	73.85

3. Remeasurements recognised in statement of Other comprehensive income

Changes in financial assumptions	13.69	23.97
Experience adjustments	(13.59)	5.12
Actual returns on plan assets less interest on plan assets	(20.03)	(4.86)
Net Loss / (Gain) recognised in statement of other comprehensive income	(19.93)	24.23

4. Experience adjustment:

On plan liabilities (gain) / loss	(13.59)	5.12
On plan assets gain / (loss)	20.04	4.86

5. Investment details:

	% Invested	% Invested
Insurer managed funds	99.89%	99.84%
Others	0.11%	0.16%



	31 March 2021	31 March 2020
6. Principal actuarial assumptions		
Discount factor [Refer note (i) below]	6.70%	6.95%
Estimated rate of return on plan assets [Refer note (ii) below]	6.70%	6.95%
Attrition rate:		
Age related (Service related):		
21-30 Years	15.00%	15.00%
31-34 Years	10.00%	10.00%
35-44 Years	5.00%	5.00%
45-50 Years	3.00%	3.00%
51-54 Years	2.00%	2.00%
55-59 Years	1.00%	1.00%
Salary escalation rate [Refer note (iii) below]	6.00% until years 3, inclusive then 7.00%	6.00% until years 3, inclusive then 7.00%
Retirement age (in years)	60	60
7. Maturity profile of defined benefit obligation:		
Within 1 year	42,54,963	36,25,346
1-2 year	36,96,611	34,43,663
2-3 year	35,92,280	34,01,818
3-4 year	53,29,778	32,72,855
4-5 year	56,10,916	49,76,899
5- 10 year and above	13,01,28,801	12,41,65,936

Notes:

- (i) The discount rate is based on the prevailing market yield on Government Securities as at the balance sheet date for the estimated term of obligations.
- (ii) The expected return on plan assets is determined considering several applicable factors mainly the composition of the plan assets held, assessed risks of asset management, historical results of the return on plan assets and the Company's policy for plan asset management.
- (iii) The estimate of future salary increases considered in actuarial valuation takes into account inflation, seniority, promotion and other relevant factors such as supply and demand in the employment market.

Sensitivity analysis

The sensitivity analysis of significant actuarial assumption as of end of reporting period is shown below.

	31 March 2021	31 March 2020
A. Discount rate		
Discount rate -50 basis points	5.56%	5.64%
Discount rate +50 basis points	-5.12%	-5.19%
B. Salary escalation rate		
Salary rate -50 basis points	-3.01%	-2.95%
Salary rate +50 basis points	3.05%	2.94%

Note 40 - Research and development expenditure

Research and development expenses comprise of the following

Particulars	31 March 2021	31 March 2020
Capital expenditure	11.17	4.80
Revenue expenditure	599.67	671.78
Total	610.84	676.58

Note 41 - Capital management

The Company's policy is to maintain a stable capital base so as to maintain investor, creditor and market confidence and to sustain future development of the business. Management monitors capital on the basis of return on capital employed as well as the debt to total equity ratio.

The Company monitors capital on the basis of the following gearing ratio.

Particulars	31 March 2021	31 March 2020
Total debt	-	-
Total equity	11,272.31	9,732.45
Debt to equity ratio	0.00%	0.00%

Note 42 - Share based payments

Employee Stock Option Plan 2010

The Board of Directors of the Company approved the 'Mistral Solutions Private Limited Employee Stock Option Plan 2010' on 15 July 2010 and it is effective from 1 April 2010. The options granted have vesting period in the range of 1 to 4 years.

The movement in the options under the plan is set out below:

Particulars	31 March 2021	31 March 2020
Options outstanding as at beginning of the year	2,37,000	2,37,000
Options granted during the year	1,39,000	-
Options vested during the year	-	-
Options forfeited during the year	-	-
Options exercised during the year	8,000	-
Shares allotted against options exercised during the year	8,000	-
Options expired during the year	-	-
Options outstanding at the end of the year	3,68,000	2,37,000
Options exercisable as at the end of the year	2,29,000	2,37,000
Weighted average price per option (Rs)	5	5

Fair Value Measurement:

The fair value at grant date is determined using the Black Scholes valuation option-pricing model which takes into account the exercise price, the term of the option, the share price at grant date and expected price volatility of the underlying share, the expected dividend yield and the risk free interest rate for the term of the option. The Company has granted 1,39,000 option (31 March 2020: Nil option) during the year.



Note 43 - Financial instruments - fair values and risk management

Accounting classification and fair values

The following table shows the carrying amounts and fair values of financial assets and financial liabilities as at 31 March 2021, including their levels in the fair value hierarchy.

Particulars	Note	Carrying amount				Fair value				
		FVTPL	FVOCI	Other financial assets - amortised cost	Other financial liabilities	Total carrying amount	Level 1	Level 2	Level 3	Total
Financial assets measured at fair value										
Investment in real estate fund	7	231.61	-	-	-	231.61	-	231.61	-	231.61
Investment in other funds	7	217.46	-	-	-	217.46	-	217.46	-	217.46
Investment in mutual funds	7,11	3,116.04	-	-	-	3,116.04	1,926.50	1,189.54	-	3,116.04
Investment in equity shares	11	77.76	-	-	-	77.76	77.76	-	-	77.76
		3,642.87	-	-	-	3,642.87				
Financial assets not measured at fair value										
Loans receivable	8	-	-	590.63	-	590.63				
Other financial assets	14	-	-	151.55	-	151.55				
Trade receivables	12	-	-	3,303.10	-	3,303.10				
Cash and cash equivalents	13	-	-	599.17	-	599.17				
Other bank balances	13	-	-	1,732.73	-	1,732.73				
		-	-	6,377.18	-	6,377.18				
Financial liabilities not measured at fair value										
Lease liabilities	32	-	-	-	484.33	484.33				
Trade payables	19	-	-	-	996.05	996.05				
Other financial liabilities	20	-	-	-	366.88	366.88				
		-	-	-	1,847.26	1,847.26				

The following table shows the carrying amounts and fair values of financial assets and financial liabilities as at 31 March 2020, including their levels in the fair value hierarchy.

Particulars	Note	Carrying amount				Fair value				
		FVTPL	FVOCI	Other financial assets - amortised cost	Other financial liabilities	Total carrying amount	Level 1	Level 2	Level 3	Total
Financial assets measured at fair value										
Investment in real estate fund	7	247.71	-	-	-	247.71	-	271.32	-	271.32
Investment in other funds	7	687.42	-	-	-	687.42	-	517.95	-	517.95
Investment in mutual funds	7,11	1,660.64	-	-	-	1,660.64	1,623.40	-	-	1,623.40
Investment in equity shares	11	97.76	-	-	-	97.76	184.80	-	-	184.80
		2,693.53	-	-	-	2,693.53				
Financial assets not measured at fair value										
Loans receivable	8	-	-	579.77	-	579.77				
Other financial assets	14	-	-	28.18	-	28.18				
Trade receivables	12	-	-	3,013.65	-	3,013.65				
Cash and cash equivalents	13	-	-	198.00	-	198.00				
Other bank balances	13	-	-	1,381.43	-	1,381.43				
		-	-	5,201.03	-	5,201.03				
Financial liabilities not measured at fair value										
Lease liabilities	32	-	-	-	413.96	413.96				
Trade payables	19	-	-	-	1,297.61	1,297.61				
Other financial liabilities	20	-	-	-	394.60	394.60				
		-	-	-	2,106.17	2,106.17				

The fair value of cash and cash equivalents, bank balances, trade receivables, loans, trade payables, lease liabilities and other financial assets and liabilities approximate their carrying amount largely due to the short-term nature of these instruments. The Company's loans have been contracted at market rates of interest. Accordingly, the carrying value of such loans approximate fair value. Investments in equity shares in subsidiary is not appearing as financial asset in the table above being investment in subsidiaries accounted under Ind AS 27. Separate Financial Statements is scoped out under Ind AS 109, Financial Instruments.

Investments in liquid and short-term mutual funds which are classified as FVTPL are measured using net assets value at the reporting date multiplied by the quantity held.

Investments in equity shares which are classified as FVTPL are measured using market price of share at the reporting date multiplied by the quantity held.



Financial risk management

The Company's financial risk management is an integral part of how to plan and execute its business strategies. The Company's management risk policy is set by the Board. The Company's activities expose it to a variety of financial risks: credit risk, liquidity risk and market risk. The Company's primary focus is to foresee the unpredictability of financial markets and seek to minimize potential adverse effects on its financial performance. A summary of the risks have been given below.

Credit risk

Credit risk is the risk of financial loss to the Company if a customer or counterparty to a financial instrument fails to meet its contractual obligations, and arises principally from the Company's receivables from customers.

Financial assets that are not credit impaired

The Company has financial assets which are in the nature of cash and cash equivalents, other bank balances, loans, security deposits, interest accrued on fixed deposits and other receivables which are not credit impaired. These are contractually agreed where the probability of default is negligible.

Financial assets that are credit impaired

Trade receivables

The Company's exposure to credit risk is influenced mainly by the type of each customer. In monitoring customer credit risk, customers are grouped according to their credit characteristics, including whether they are into defence sector or non defence sector, industry, trading history with the Company and existence of previous financial difficulties.

The Company's exposure to credit risk for trade receivables by the type of counterparty is as follows:

Carrying amount	31 March 2021	31 March 2020
Defence sector	2,074.93	2,098.97
Non defence sector	1,223.61	920.29
Related parties	11.16	1.81
	<u>3,309.70</u>	<u>3,021.07</u>

The Company has calculated the impairment loss arising on account of past trends in the default rate for time bucket.

When determining whether the credit risk of a financial asset has increased significantly since initial recognition and when estimating expected credit losses, the Company considers reasonable and supportable information that is relevant and available without undue cost or effort. This includes both quantitative and qualitative information and analysis, based on the Company's historical experience and informed credit assessment and including forward looking information.

Expected credit losses are a probability-weighted estimate of credit losses. Credit losses are measured as the present value of all cash shortfalls (i.e. the difference between the cash flows due to the Company in accordance with the contract and the cash flows that the Company expects to receive).

Out of the total trade receivables of Rs.3,309.70 lakhs (31 March 2020: Rs 3,021.07 lakhs) , the exposure considered for expected credit loss is Rs. 1,223.61 lakhs(31 March 2020: Rs. 920.29 lakhs) The balance which is not considered for impairment pertains to defence customers and related parties where default in collection as a percentage to total receivable is low.

The following table provides information about the exposure to credit risk and expected credit loss for trade and other receivables:

	Gross carrying amount	Weighted average loss rate	Loss allowance
31 March 2021			
Current (not past due)	861.78	0.23%	2.00
0-90 days	232.61	0.35%	0.80
91-180 days	129.22	2.94%	3.80
181-270 days	-	0.00%	-
271-360 days	-	0.00%	-
> 360 days	-	0.00%	-
	<u>1,223.61</u>		<u>6.60</u>

	Gross carrying amount	Weighted average loss rate	Loss allowance
31 March 2020			
Current (not past due)	665.01	0.42%	2.79
0-90 days	231.52	0.59%	1.37
91-180 days	2.48	4.68%	0.12
181-270 days	21.28	14.78%	3.14
271-360 days	-	0.00%	-
> 360 days	-	0.00%	-
	<u>920.29</u>		<u>7.42</u>

Movement in the allowance for impairment in trade receivables

	31 March 2021	31 March 2020
Opening balance	7.42	12.19
Amount provided for / (reversal)	(0.82)	(4.77)
Net remeasurement of loss allowance	<u>6.60</u>	<u>7.42</u>



Note 43 – Financial instruments - fair values and risk management (continued)

Liquidity risk

Liquidity risk is the risk that the Company will encounter difficulty in meeting the obligations associated with its financial liabilities that are settled by delivering cash or another financial asset. The Company's approach to managing liquidity is to ensure, as far as possible, that it will have sufficient liquidity to meet its liabilities when they are due, under both normal and stressed conditions, without incurring unacceptable losses or risking damage to the Company's reputation.

The Company believes that the working capital is sufficient to meet its current requirements. Accordingly, no liquidity risk is perceived.

The table below provides details regarding the contractual maturities of significant financial liabilities as at 31 March 2021.

Particulars	As at 31 March 2021		
	Less than 1 year	1-2 years	2 years and above
Non-derivative financial liabilities			
Lease liabilities	232.71	156.08	95.54
Trade payables	996.05	-	-
Other financial liabilities	366.88	-	-
	<u>1,595.64</u>	<u>156.08</u>	<u>95.54</u>

Particulars	As at 31 March 2020		
	Less than 1 year	1-2 years	2 years and above
Non-derivative financial liabilities			
Lease liabilities	306.13	84.65	23.18
Trade payables	1,297.61	-	-
Other financial liabilities	394.60	-	-
	<u>1,998.34</u>	<u>-</u>	<u>-</u>

Market risk

Market risk is the risk that changes in market prices – such as foreign exchange rates will affect the Company's income or the value of its holdings of financial instruments. Market risk is attributable to all market risk sensitive financial instruments including foreign currency receivables and payables. The Company is exposed to market risk primarily related to foreign exchange rate risk. Thus, the exposure to market risk is a function of investing and borrowing activities and revenue generating and operating activities in foreign currency. The objective of market risk management is to avoid excessive exposure in our foreign currency revenues and costs.

Exposure to currency risk

The summary quantitative data about the Company's exposure to currency risk as reported to the management is as follows.

Particulars	31 March 2021		
	USD	EURO	GBP
Trade and other payables	987.84	15.02	3.04
Trade and other receivables	1,126.48	53.51	-
Net exposure in respect of recognised assets and liabilities	(138.64)	(38.49)	3.04

Particulars	31 March 2020		
	USD	EURO	GBP
Trade and other payables	1,030.43	-	5.82
Trade and other receivables	772.86	0.71	-
Net exposure in respect of recognised assets and liabilities	257.57	(0.71)	5.82

Sensitivity analysis

A reasonably possible strengthening (weakening) of the US Dollar, Euro or GBP against all other currencies as at 31 March would have affected the measurement of financial instruments denominated in a foreign currency and affected equity and profit or loss by the amounts shown below. This analysis assumes that all other variables, in particular interest rates, remain constant and ignores any impact of forecast sales and purchases.

31 March 2021	Profit or loss		Equity, net of tax	
	Strengthening	Weakening	Strengthening	Weakening
USD (for 1% movement)	(1.39)	1.39	(1.04)	1.04
EURO (for 1% movement)	(0.38)	0.38	(0.29)	0.29
GBP (for 1% movement)	0.03	(0.03)	0.02	(0.02)
	<u>(1.74)</u>	<u>1.74</u>	<u>(1.31)</u>	<u>1.31</u>

31 March 2020	Profit or loss		Equity, net of tax	
	Strengthening	Weakening	Strengthening	Weakening
USD (for 1% movement)	2.58	(2.58)	1.83	(1.83)
EURO (for 1% movement)	(0.01)	0.01	(0.01)	0.01
GBP (for 1% movement)	0.06	(0.06)	0.04	(0.04)
	<u>2.62</u>	<u>(2.62)</u>	<u>1.86</u>	<u>(1.86)</u>



Mistral Solutions Private Limited
Notes on standalone financial statements (continued)

Note 44 - In accordance with Ind AS 108, Operating segments, segment information has been provided in the consolidated financial statements of the Company and no separate disclosure on segment information is given in these standalone financial statements.

Note 45 - The Company has established a comprehensive system of maintenance of information and documents as required by the transfer pricing legislation under Sections 92-92F of the Income-tax Act, 1961. Since the law required existence of such information and documentation to be contemporaneous in nature, the Company is in the process of updating the documentation for the international as well as domestic transactions entered into with the associated enterprise during the financial year and expects such records to be in existence as required by law. The Management is of the opinion that its international as well as domestic transactions are at arm's length so that the aforesaid legislation will not have any impact on the financial statements, particularly on the amount of tax expenses and that of provision for tax.

Note 46 - In March 2020, the World Health Organisation declared COVID-19 to be a pandemic. The Company has adopted measures to curb the spread of infection in order to protect the health of its employees and ensure business continuity with minimal disruption.

The Company has considered internal and external information while finalizing various estimates in relation to its financial statement captions upto the date of approval of the financial statements by the Board of Directors. The actual impact of the global health pandemic may be different from that which has been estimated, as the COVID -19 situation evolves in India and globally. The Company will continue to closely monitor any material changes to future economic conditions.

Note 47 - The Company along with its promoters entered into a Share Purchase Agreement ('SPA') on December 1, 2017, whereby Axiscades Technologies Limited (formerly Axiscades Engineering Technologies Limited) ('Axiscades') agreed to acquire 100% stake in the Company along with its subsidiaries ('Group') in a phased manner.

The Company, its shareholders and Axiscades are presently involved in arbitration proceedings owing to dispute over discharge of their respective obligations under the aforesaid agreement. Both parties have alleged that the other party should comply with their obligations under the aforesaid agreement. Additionally, both parties have demanded for interest and damages alleging the other party's failure to discharge its obligations under the aforesaid agreement. The Arbitral Tribunal vide its interim order dated August 28, 2020 has asked to maintain the status quo with respect to shareholding in the Company and existing constitution of the Board of Directors of the Company. The matter is pending before the Arbitral Tribunal and the final outcome of the matter is not known currently.

Pending the final outcome of the matter, the management believes no significant effects on the Company are expected which may require any adjustments in the standalone financial statements of the Company.

As per our report of even date attached

for **B S R & Associates LLP**
Chartered Accountants
Firm registration number: 116231W/W-100024



Ashish Chadha
Partner
Membership Number: 500160

Place: Bengaluru
Date: 27 May 2021

for and on behalf of the Board of Directors of
Mistral Solutions Private Limited




Anees Ahmed
Managing Director
DIN: 00225648



Anoop Agarwal
Chief Financial Officer

Place: Bengaluru
Date: 27 May 2021



Mujahid Alam
Director and Chief Executive Officer
DIN: 02651595